
Internet Society Foundation 2024 Grantee Perception Report - Public

Generated on August 1, 2024



THE CENTER FOR
EFFECTIVE PHILANTHROPY

675 Massachusetts Avenue
7th Floor
Cambridge, MA 02139
617-492-0800

131 Steuart Street
Suite 501
San Francisco, CA 94105
415-391-3070

cep.org

The online version of this report can be accessed at cep.surveymresults.org

Survey Information 1

Key Ratings Summary 2

Grantmaking Characteristics 3

Overall Impact 5

Advancing Knowledge and Public Policy 5

Overall Understanding 7

Assistance Beyond the Grant 8

People and Communities Served 11

Diversity, Equity, and Inclusion 13

Funder-Grantee Relationships 14

Interaction Patterns 15

Communication 16

Grant Processes 18

Selection Process 18

Reporting and Evaluation Process 20

Reporting Process 20

Evaluation Process 21

Dollar Return and Time Spent on Processes 23

Time Spent on Selection Process 23

Time Spent on Reporting and Evaluation Process 24

Customized Questions 26

Grant Processes 26

Learning 26

Grantees' Written Comments 28

Quality of Processes, Interactions and Communications 28

Suggestion Topics 28

Suggestions 28

Contextual Data 31

Grantee Characteristics 33

Funder Characteristics 34

Methodology, Analysis, and Respondent Demographics 36

Standard Comparative Cohorts 36

Respondent Demographics 37

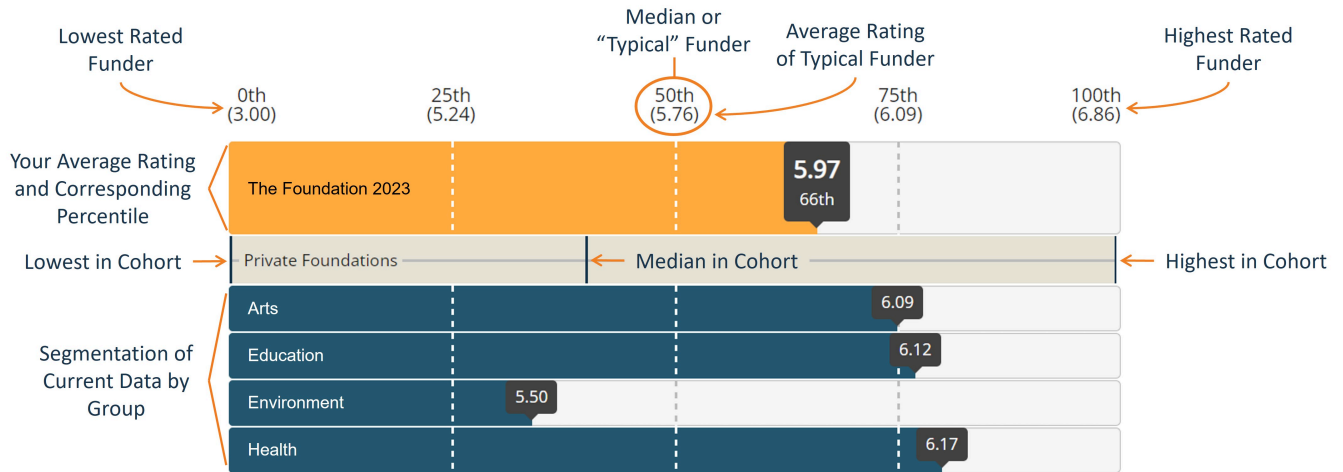
Respondent Job Title 40

Additional Survey Information 41

About CEP and Contact Information 44

Survey Information

Many of the charts in this report are shown in this format. See below for an explanation of the chart elements.



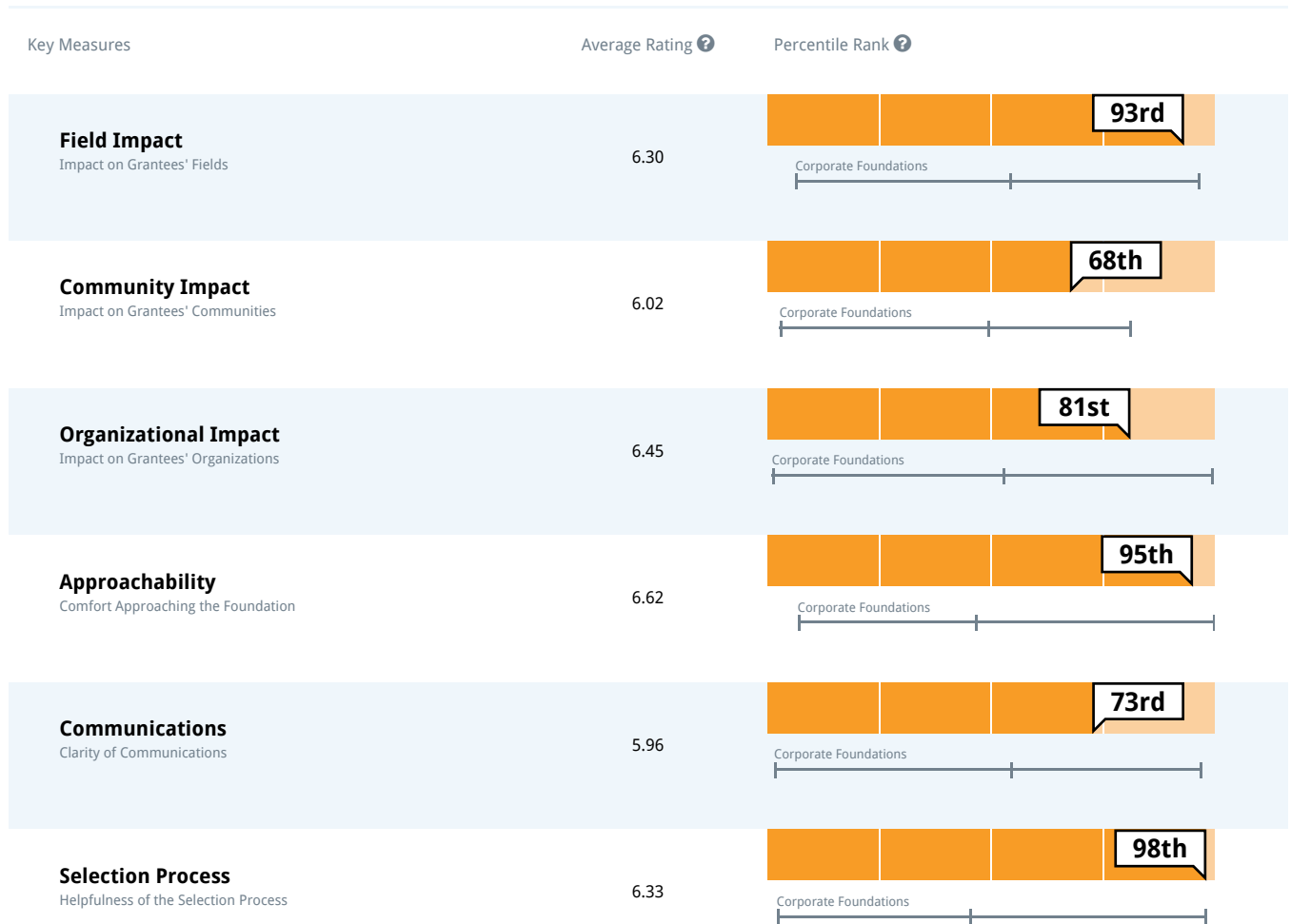
Missing data: Selected grantee ratings are not displayed in this report due to changes in the survey instrument, or when a question received fewer than eight responses.

Survey	Survey Fielded	Survey Population	Number of Responses Received	Survey Response Rate
Internet Society 2024	February and March 2024	70	45	64%

Throughout this report, Internet Society Foundation's survey results are compared to CEP's broader dataset of more than 60,000 grantee responses from over 350 funders built up over more than a decade of grantee surveys. A list of some funders who have recently participated in the GPR can be found at <https://cep.org/gpr-participants/>.

Key Ratings Summary

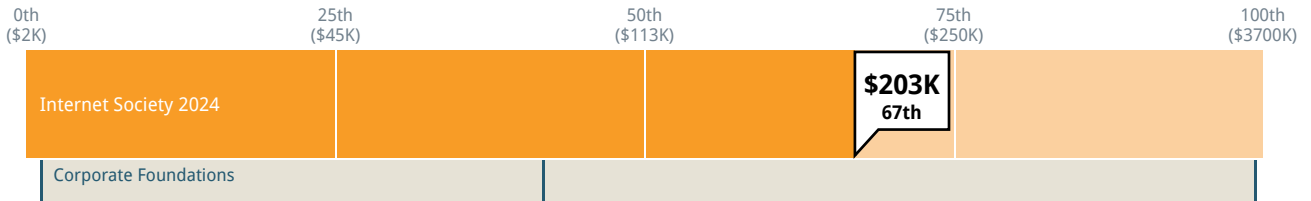
The following chart highlights a selection of Internet Society Foundation's key results. Each of these data points corresponds to an individual survey measure that is displayed with additional detail in the subsequent pages of this report.



Grantmaking Characteristics

Funders make different choices about the ways they organize themselves, structure their grants, and the types of grantees they support. The following charts and tables show some of these important characteristics. The information is based on self-reported data from funders and grantees, and further detail is available in the Contextual Data section of this report.

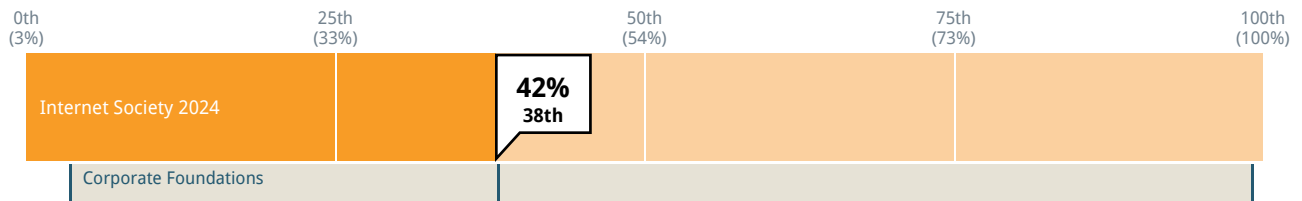
Median Grant Size



Cohort: Corporate Foundations Past results: on Subgroup: None

Proportion of Multi-year Grants

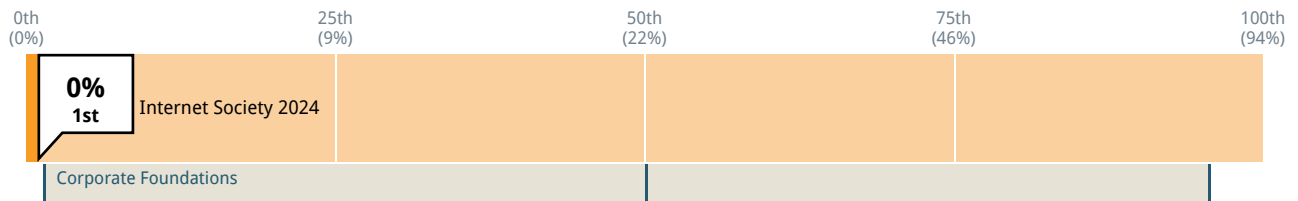
Proportion of grantees that report receiving grants for two years or longer



Cohort: Corporate Foundations Past results: on Subgroup: None

Proportion of Unrestricted Funding

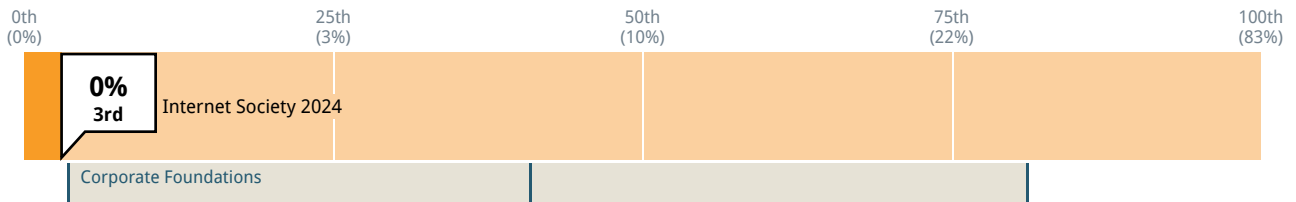
Proportion of grantees responding 'No, this funding was not restricted to a specific use (e.g., general operating, core support)'



Cohort: Corporate Foundations Past results: on Subgroup: None

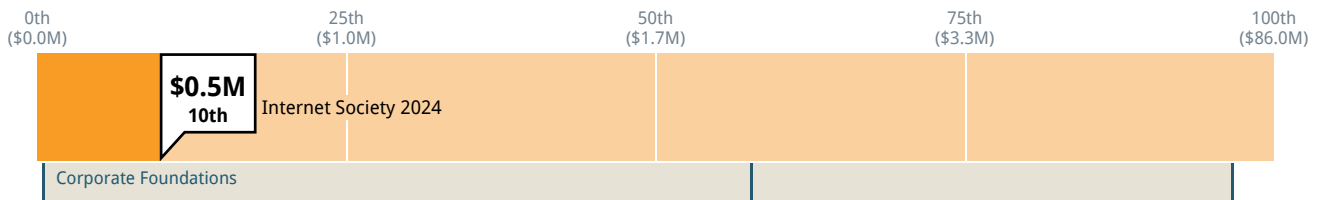
Proportion of Multi-year Unrestricted Grants

Proportion of grantees that report receiving grants for two years or longer and who report receiving general operating support funding that was not restricted to a specific use.



Cohort: Corporate Foundations Past results: on Subgroup: None

Median Organizational Budget



Cohort: Corporate Foundations Past results: on Subgroup: None

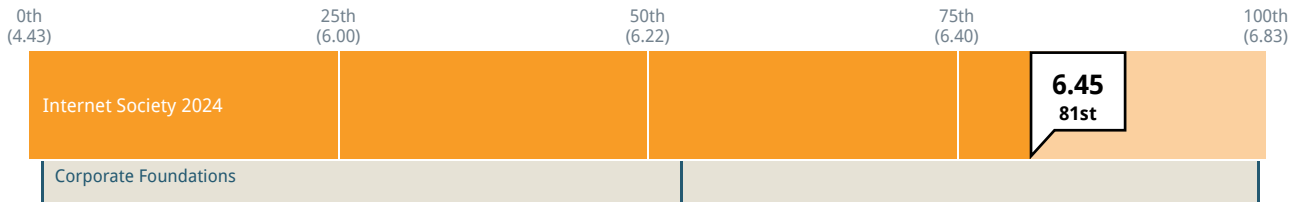
Selected Cohort: Corporate Foundations			
Grant History	Internet Society 2024	Average Funder	Corporate Foundations
Percentage of first-time grants	43%	29%	28%

Selected Cohort: Corporate Foundations			
Program Staff Load	Internet Society 2024	Median Funder	Corporate Foundations
Dollars awarded per program full-time employee	\$1.2M	\$2.6M	\$2.7M
Applications per program full-time employee	40	23	69
Active grants per program full-time employee	22	31	38

Overall Impact

Overall, how would you rate the Foundation's impact on your organization?

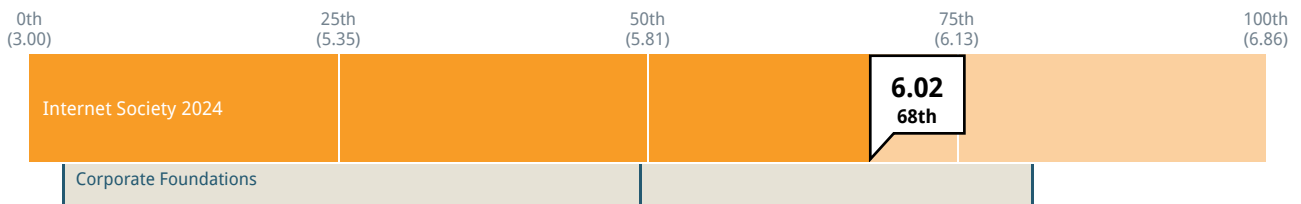
1 = No impact 7 = Significant positive impact



Cohort: Corporate Foundations Past results: on Subgroup: None

Overall, how would you rate the Foundation's impact on your local community?

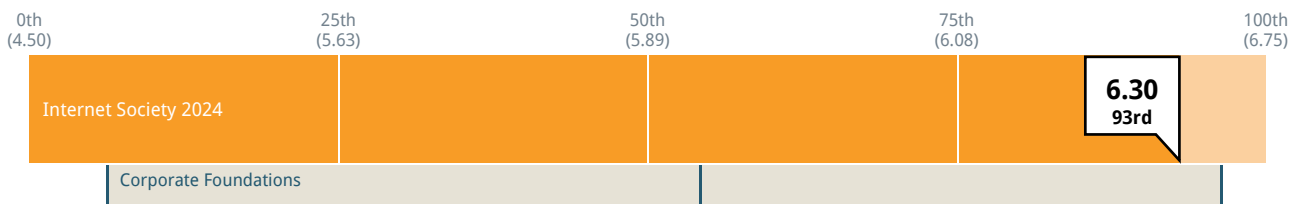
1 = No impact 7 = Significant positive impact



Cohort: Corporate Foundations Past results: on Subgroup: None

Overall, how would you rate the Foundation's impact on your field?

1 = No impact 7 = Significant positive impact

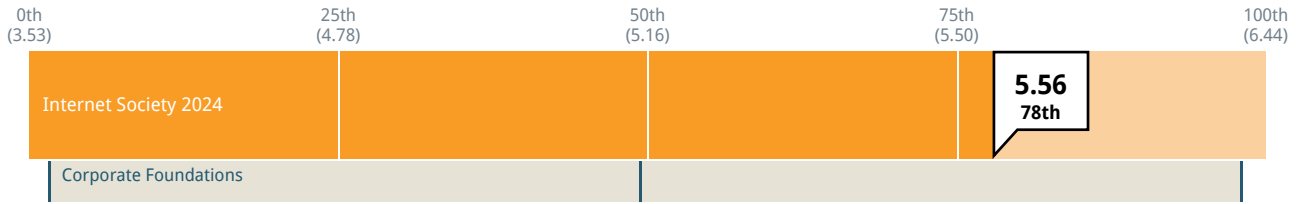


Cohort: Corporate Foundations Past results: on Subgroup: None

Advancing Knowledge and Public Policy

To what extent has the Foundation advanced the state of knowledge in your field?

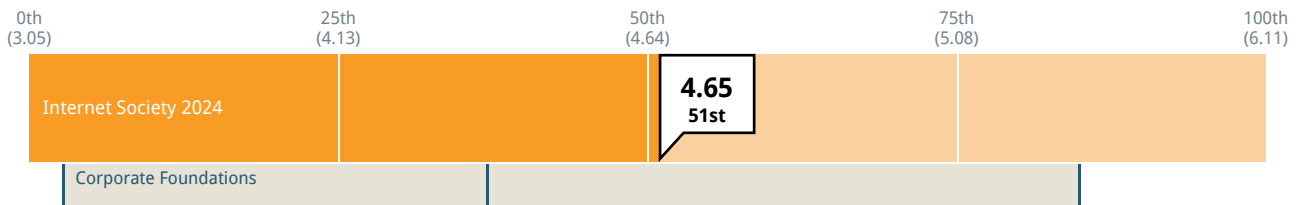
1 = Not at all 7 = Leads the field to new thinking and practice



Cohort: Corporate Foundations Past results: on Subgroup: None

To what extent has the Foundation affected public policy in your field?

1 = Not at all 7 = Major influence on shaping public policy

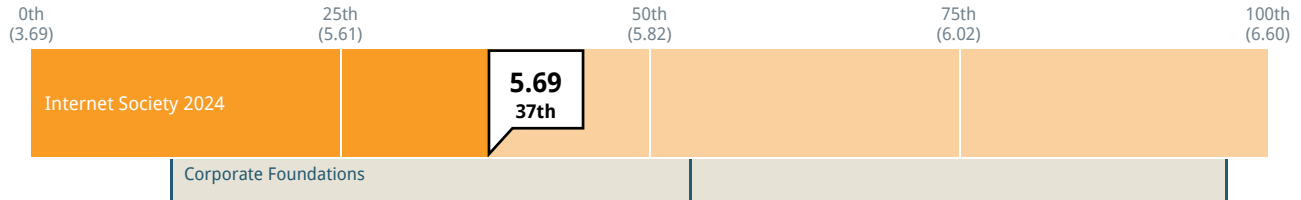


Cohort: Corporate Foundations Past results: on Subgroup: None

Overall Understanding

How well does the Foundation understand your organization's strategy and goals?

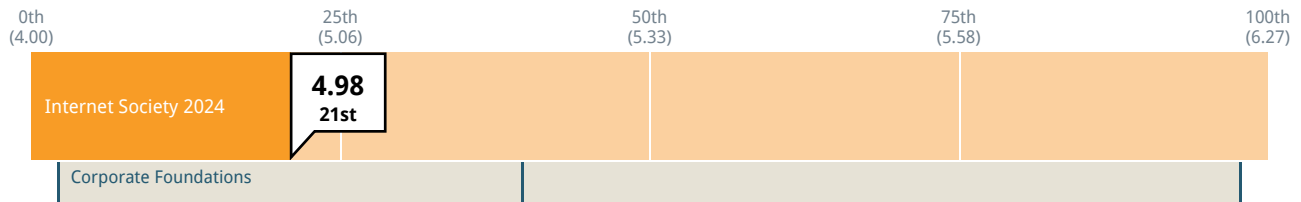
1 = Limited understanding 7 = Thorough understanding



Cohort: Corporate Foundations Past results: on Subgroup: None

How aware is the Foundation of the challenges that your organization is facing?

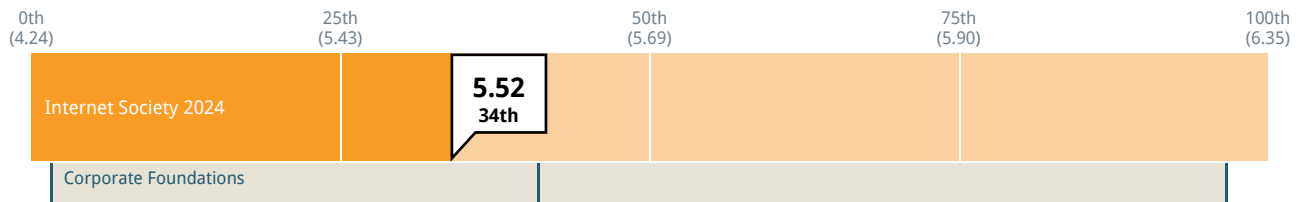
1 = Not at all aware 7 = Extremely aware



Cohort: Corporate Foundations Past results: on Subgroup: None

How well does the Foundation understand the social, cultural, or socioeconomic factors that affect your work?

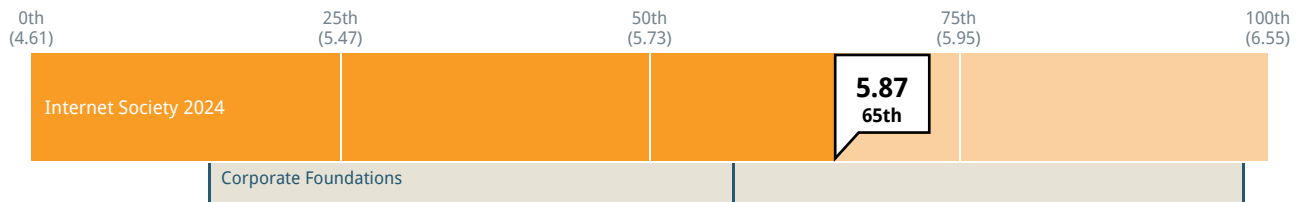
1 = Limited understanding 7 = Thorough understanding



Cohort: Corporate Foundations Past results: on Subgroup: None

How well does the Foundation understand the field in which you work?

1 = Limited understanding of the field 7 = Regarded as an expert in the field

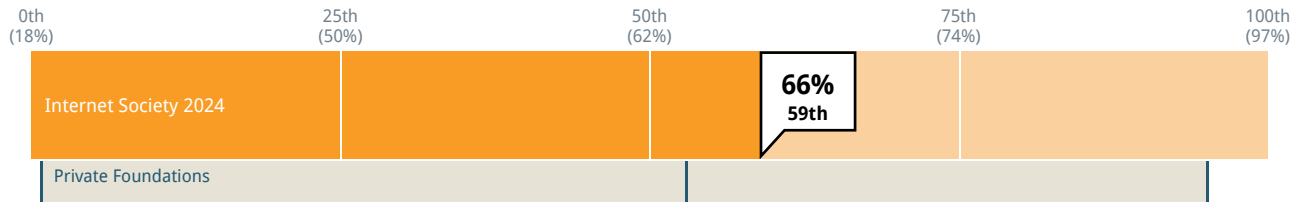


Cohort: Corporate Foundations Past results: on Subgroup: None

Assistance Beyond the Grant

Proportion of Grantees Receiving Assistance Beyond the Grant

Proportion of grantees who indicate receiving at least one form of assistance beyond the grant



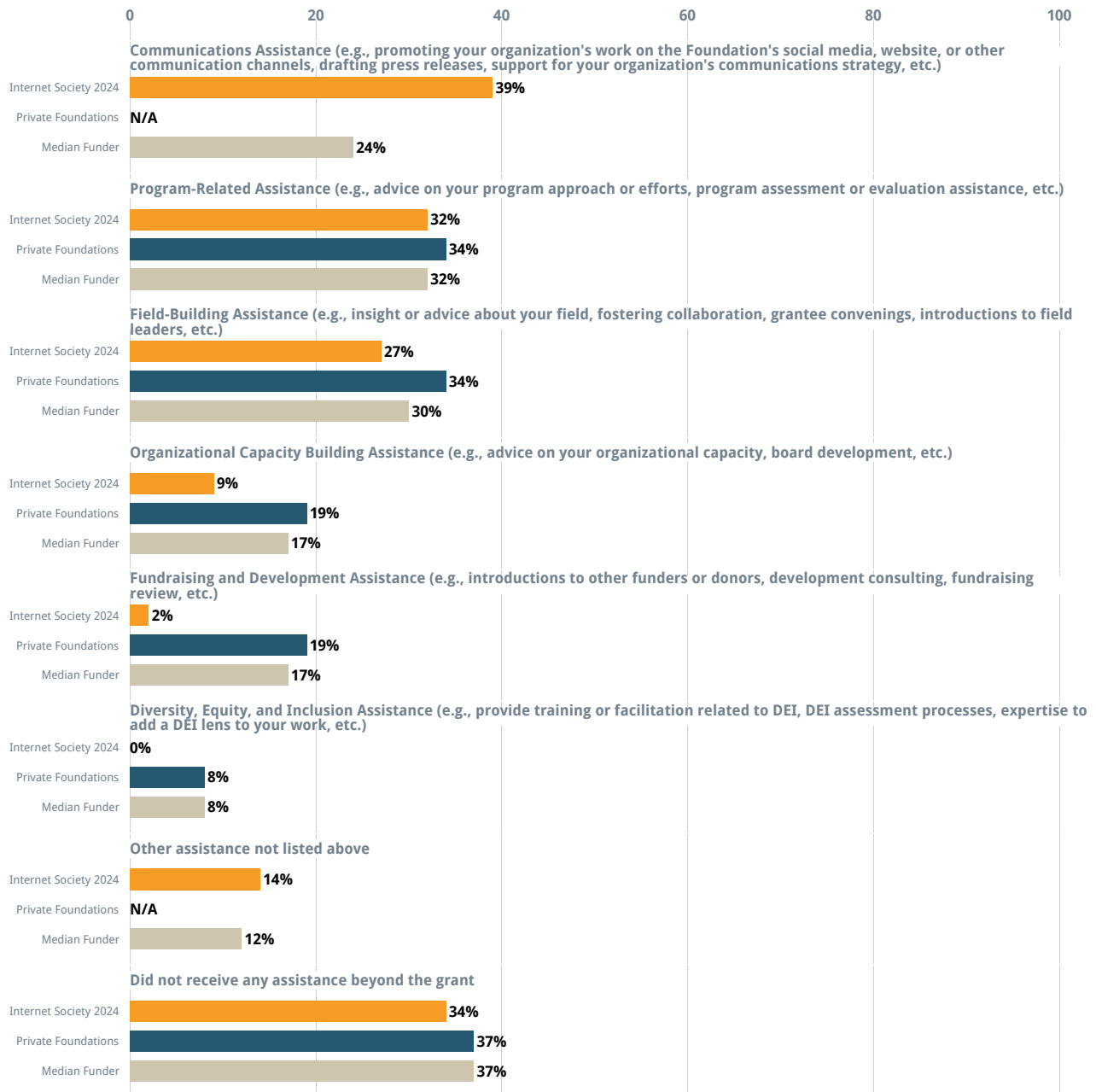
Cohort: Private Foundations Past results: on Subgroup: None

In the survey, respondents were asked about the assistance beyond the grant they received in a check-all-that-apply format. Therefore, the following charts provide greater detail on the previous assistance beyond the grant question.

Please note that "Communications Assistance" and "Other assistance not listed above" were added as options to this question in 2024, and these options depict comparative data from fewer than 25 funders in the dataset.

Please indicate any types of assistance beyond the grant that were a component of what you received from the Foundation (from staff or a third party paid for by the Foundation).

Internet Society 2024 Private Foundations Median Funder



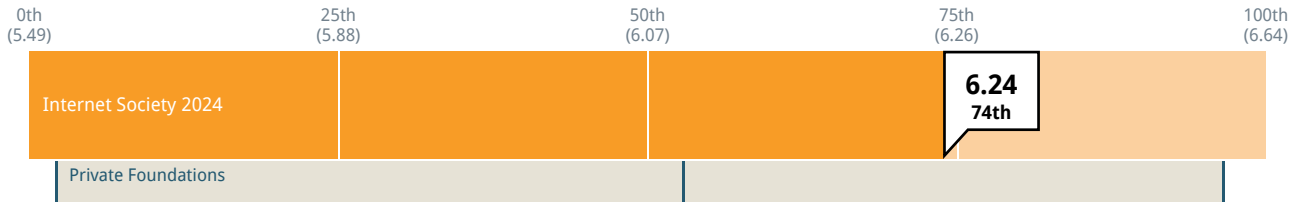
Cohort: Private Foundations Past results: on

Note: The following questions were asked only of grantees who indicated receiving at least one form of assistance beyond the grant in the previous question.

Please rate the extent to which you agree with the following statements about the assistance beyond the grant you received from the Foundation.

The support I received met an important need for my organization and/or program

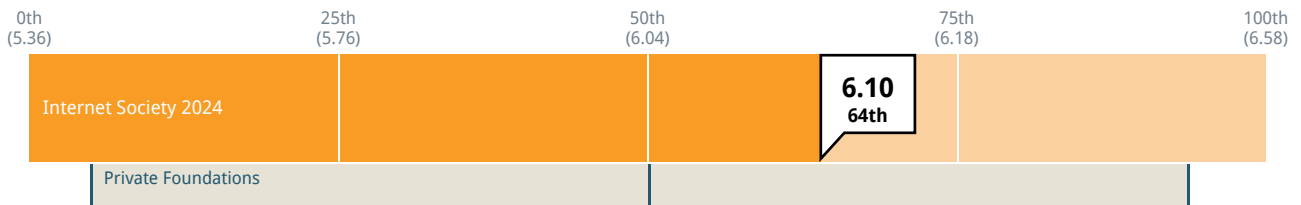
1 = Not at all 4 = Somewhat 7 = To a great extent



Cohort: Private Foundations Past results: on Subgroup: None

The support I received strengthened my organization and/or program

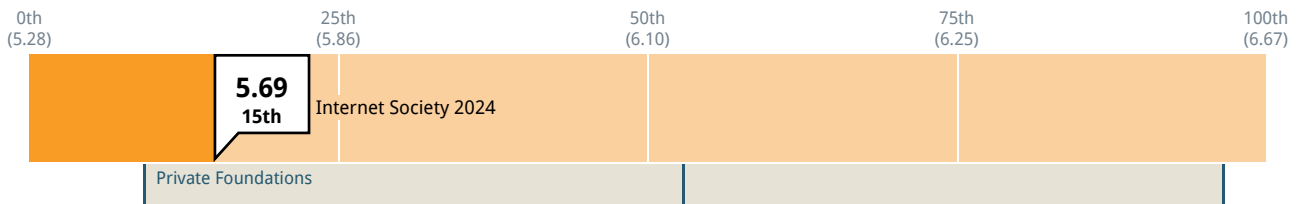
1 = Not at all 4 = Somewhat 7 = To a great extent



Cohort: Private Foundations Past results: on Subgroup: None

The Foundation's assistance beyond the grant was a worthwhile use of the time required of us

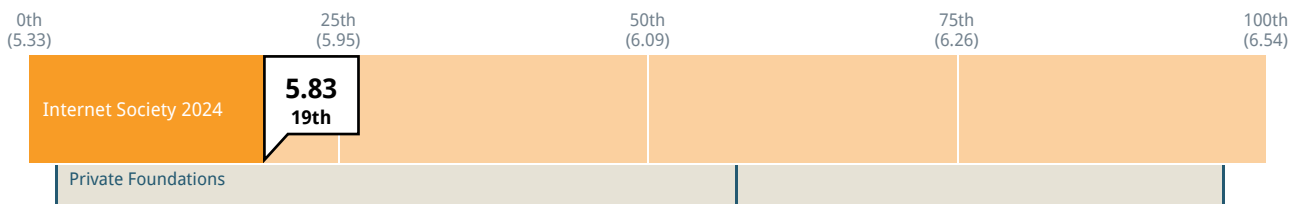
1 = Not at all 4 = Somewhat 7 = To a great extent



Cohort: Private Foundations Past results: on Subgroup: None

I felt the Foundation would be open to feedback about the assistance beyond the grant it provided

1 = Not at all 4 = Somewhat 7 = To a great extent



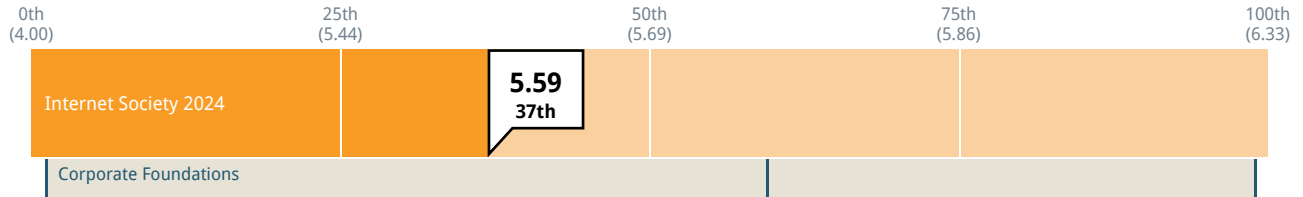
Cohort: Private Foundations Past results: on Subgroup: None

People and Communities Served

In the following question, we use the phrase “the people and communities that you serve” to refer to those your organization seeks to serve through the services and/or programs it provides.

How well does the Foundation understand the needs of the people and communities that you serve?

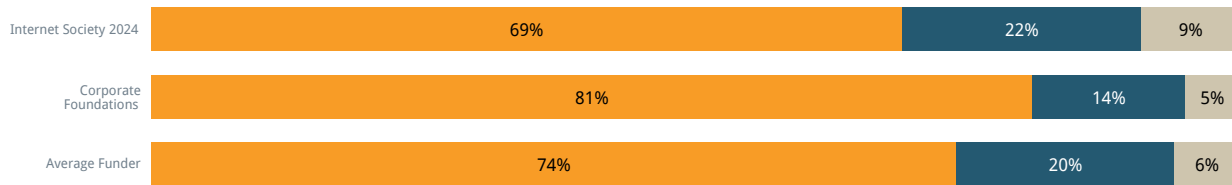
1 = Limited understanding 7 = Thorough understanding



Cohort: Corporate Foundations Past results: on Subgroup: None

Are the efforts funded by this grant primarily meant to benefit historically disadvantaged groups?

Yes No Don't know

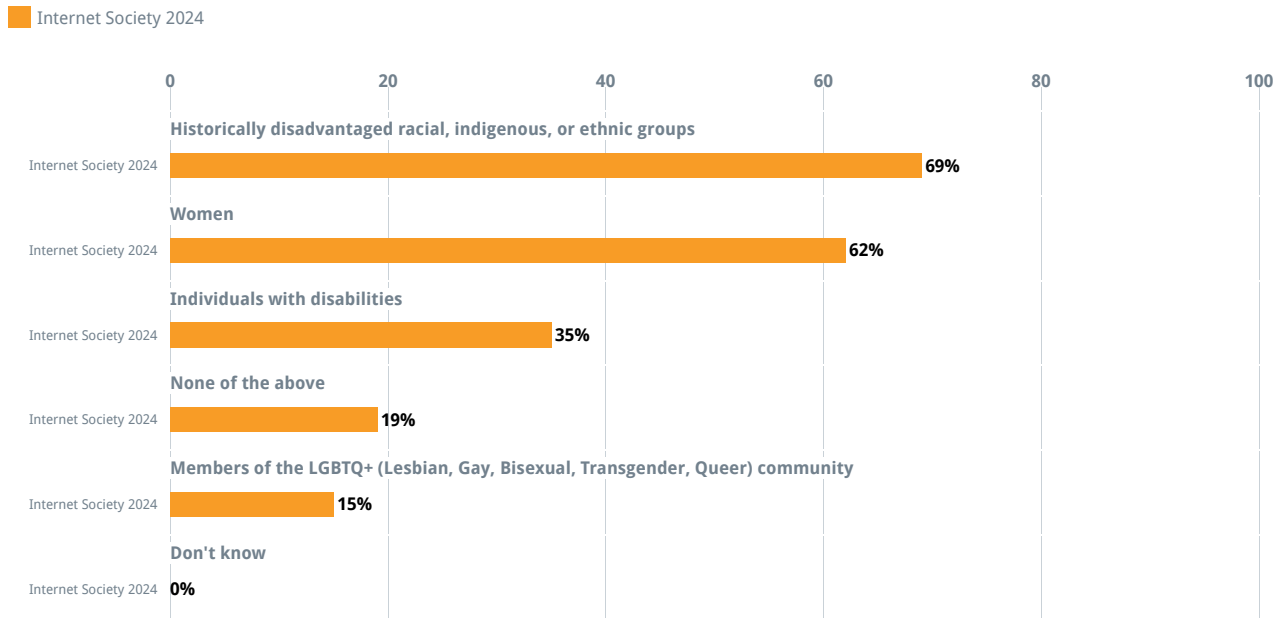


Cohort: Corporate Foundations Past results: on

The following question is asked only of Internationally-based grantees who answered "yes" to the question "Are the efforts funded by this grant primarily meant to benefit historically disadvantaged groups?"

There were not enough U.S.-based grantees who answered the question "Are the efforts funded by this grant primarily meant to benefit historically disadvantaged groups" to display results while maintaining confidentiality.

Specifically, are any of the following populations the primary intended people and/or communities served by the efforts funded by this grant?

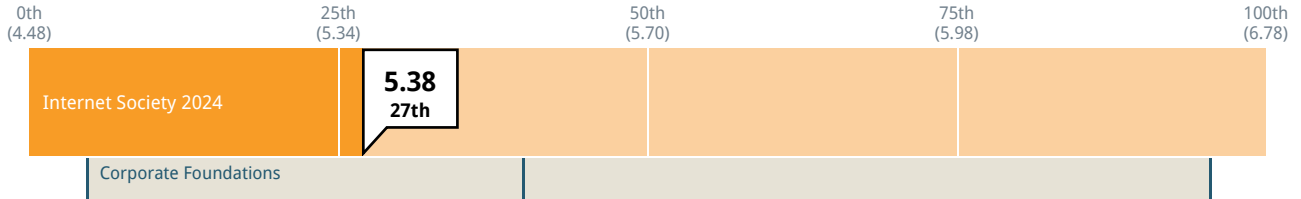


Cohort: None Past results: on

Diversity, Equity, and Inclusion

To what extent do you agree or disagree that the Foundation has clearly communicated what diversity, equity, and inclusion means for its work?

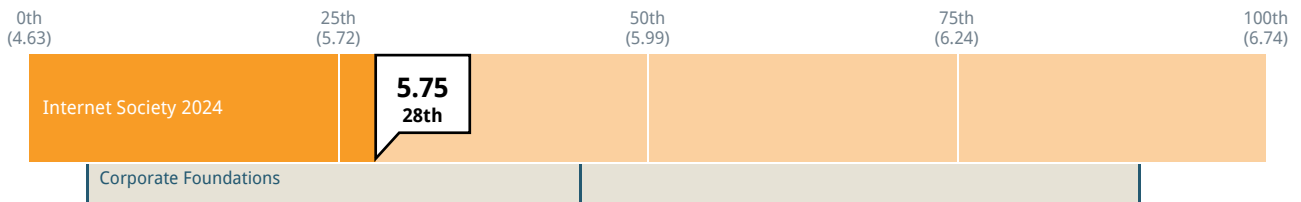
1 = Strongly disagree 4 = Neither agree nor disagree 7 = Strongly agree



Cohort: Corporate Foundations Past results: on Subgroup: None

To what extent do you agree or disagree that the Foundation demonstrates an explicit commitment to diversity, equity, and inclusion in its work?

1 = Strongly disagree 4 = Neither agree nor disagree 7 = Strongly agree

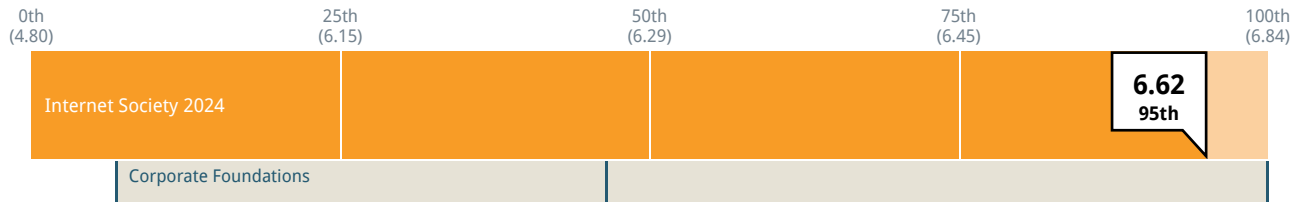


Cohort: Corporate Foundations Past results: on Subgroup: None

Funder-Grantee Relationships

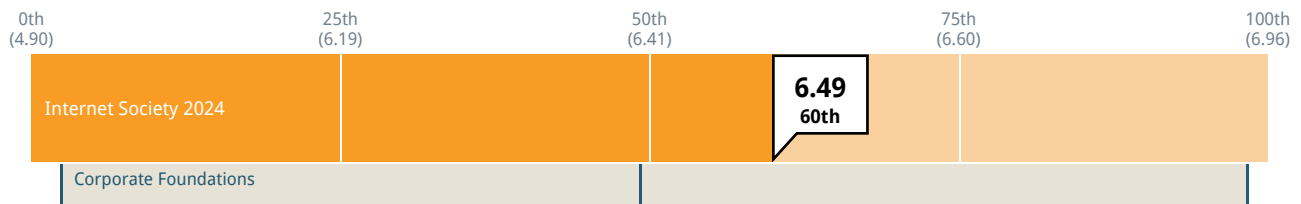
How comfortable do you feel approaching the Foundation if a problem arises?

1 = Not at all comfortable 7 = Extremely comfortable



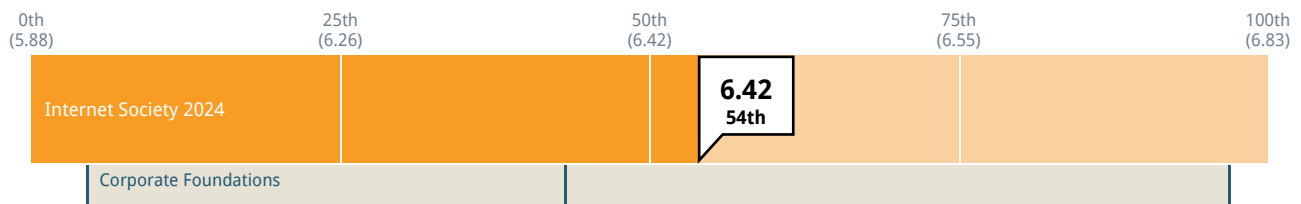
Overall, how responsive was Foundation staff?

1 = Not at all responsive 7 = Extremely responsive



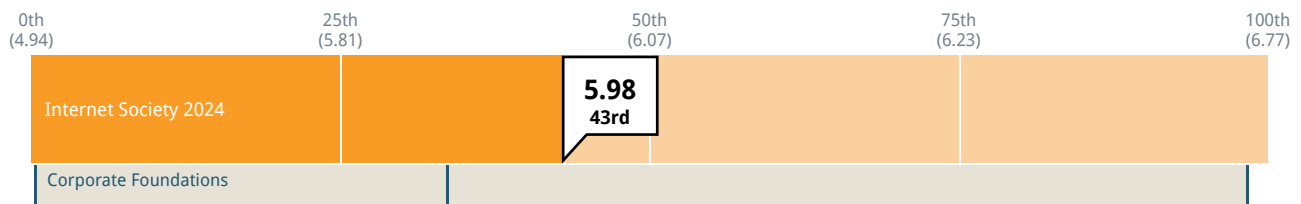
To what extent did the Foundation exhibit trust in your organization's staff during this grant?

1 = Not at all 4 = Somewhat 7 = To a great extent



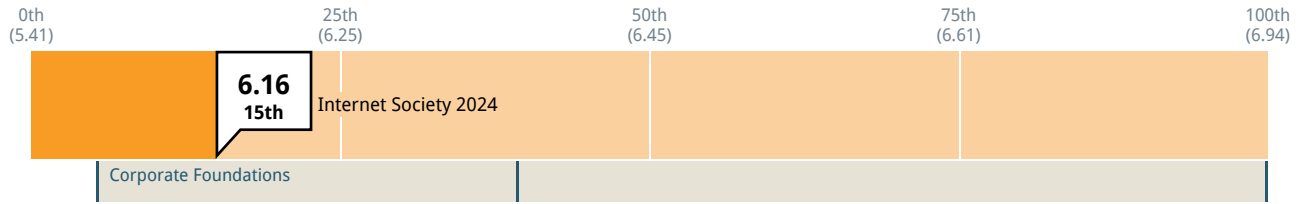
To what extent did the Foundation exhibit candor about the Foundation's perspectives on your work during this grant?

1 = Not at all 4 = Somewhat 7 = To a great extent



To what extent did the Foundation exhibit compassion for those affected by your work during this grant?

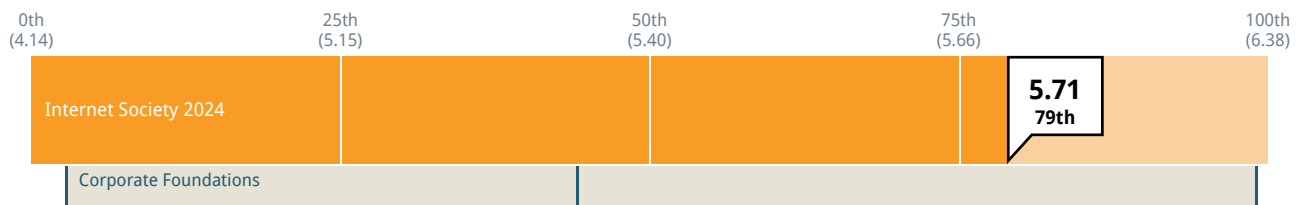
1 = Not at all 4 = Somewhat 7 = To a great extent



Cohort: Corporate Foundations Past results: on Subgroup: None

To what extent is the Foundation open to ideas from grantees about its strategy?

1 = Not at all 7 = To a great extent

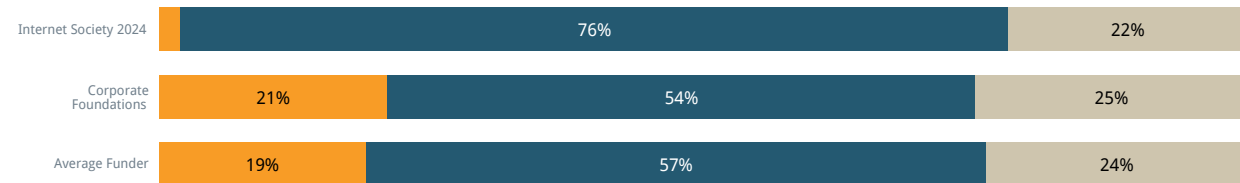


Cohort: Corporate Foundations Past results: on Subgroup: None

Interaction Patterns

How often do/did you have contact with your program officer, grant specialist, or grant manager during this grant?

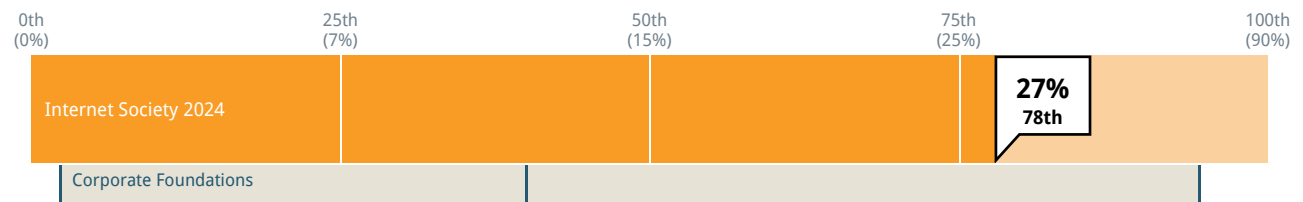
Yearly or less often Once every few months Monthly or more often



Cohort: Corporate Foundations Past results: on

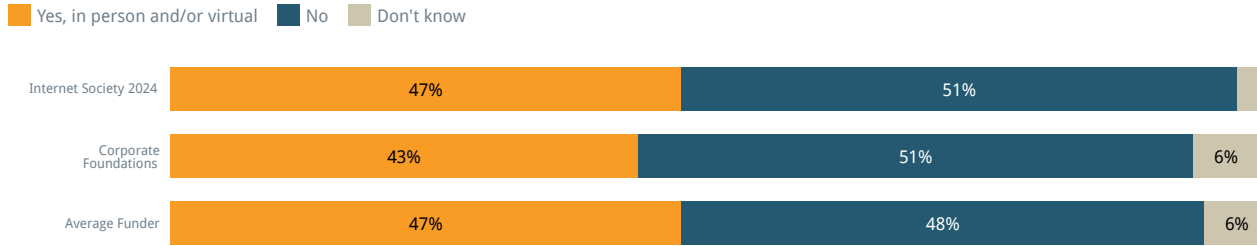
Has your main contact at the Foundation changed in the past six months?

Proportion of grantees responding 'Yes'



Cohort: Corporate Foundations Past results: on Subgroup: None

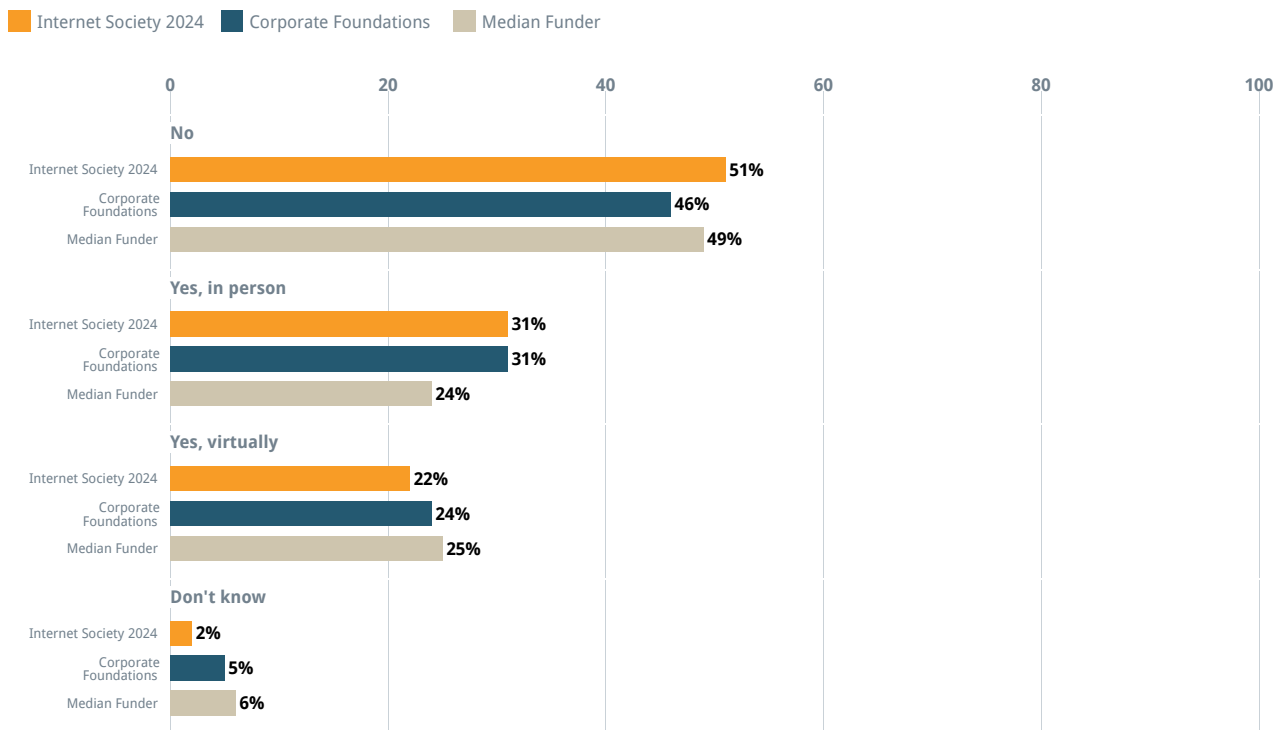
At any point during this grant, including the selection process, did Foundation staff conduct a site visit?



Cohort: Corporate Foundations Past results: on

In the survey, respondents were asked the site visit question in a check-all-that-apply format. Therefore, the following charts provide greater detail on the previous site visit question.

At any point during this grant, including the selection process, did Foundation staff conduct a site visit?

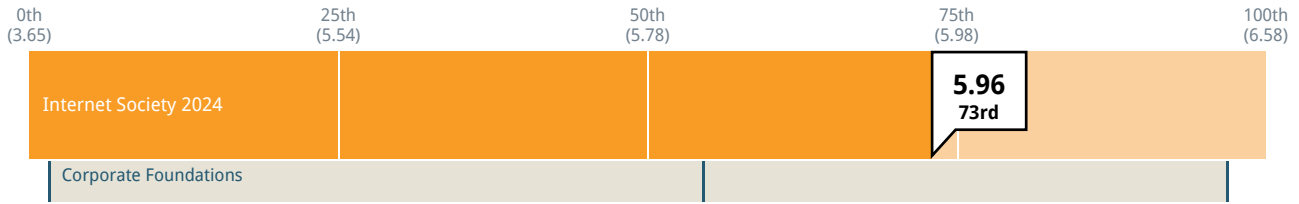


Cohort: Corporate Foundations Past results: on

Communication

How clearly has the Foundation communicated its goals and strategy to you?

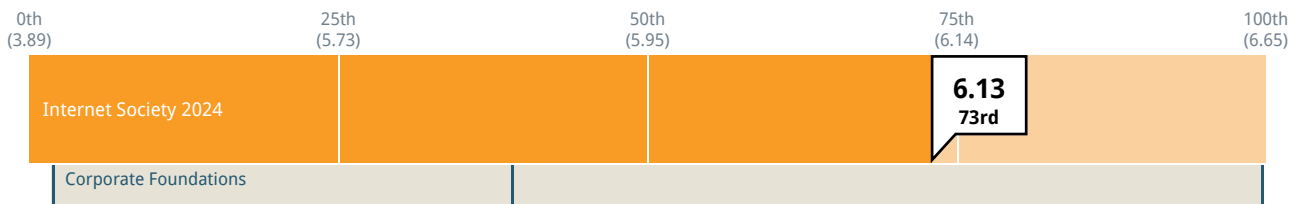
1 = Not at all clearly 7 = Extremely clearly



Cohort: Corporate Foundations Past results: on Subgroup: None

How consistent was the information provided by different communication resources, both personal and written, that you used to learn about the Foundation?

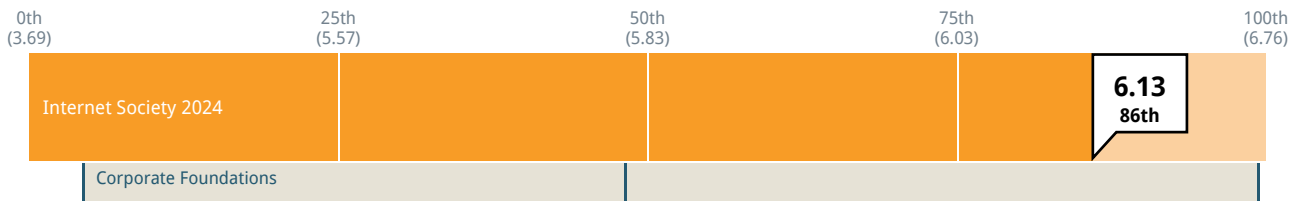
1 = Not at all consistent 7 = Completely consistent



Cohort: Corporate Foundations Past results: on Subgroup: None

Overall, how transparent is the Foundation with your organization?

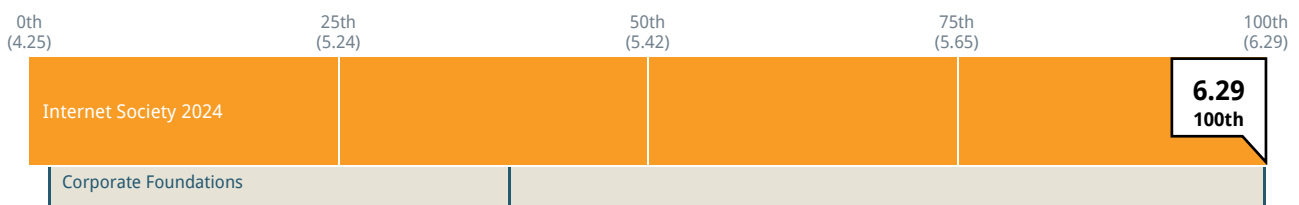
1 = Not at all transparent 7 = Extremely transparent



Cohort: Corporate Foundations Past results: on Subgroup: None

How well do you understand the way in which the work funded by this grant fits into the Foundation's broader efforts?

1 = Limited understanding 7 = Thorough understanding

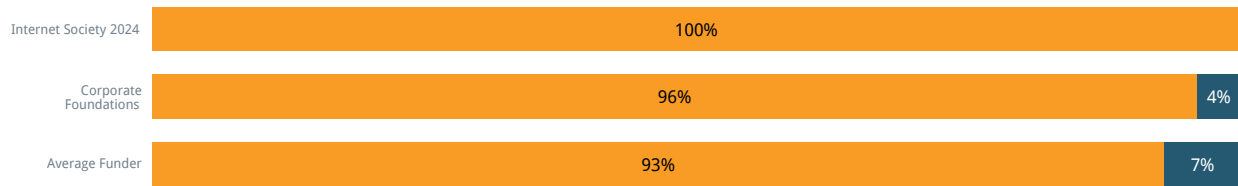


Cohort: Corporate Foundations Past results: on Subgroup: None

Grant Processes

Did you submit a proposal to the Foundation for this grant?

Submitted a proposal Did not submit a proposal

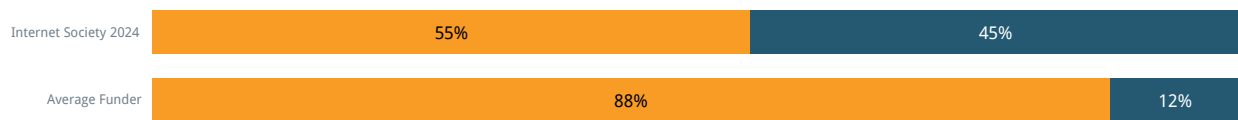


Cohort: Corporate Foundations Past results: on

The following question was only asked of grantees that indicated submitting a proposal for their grant. This question was recently added to the grantee survey and depicts comparative data from fewer than 25 funders in the dataset.

Did you have contact with a Foundation staff member via phone, email, or in-person/video before you applied?

Yes No



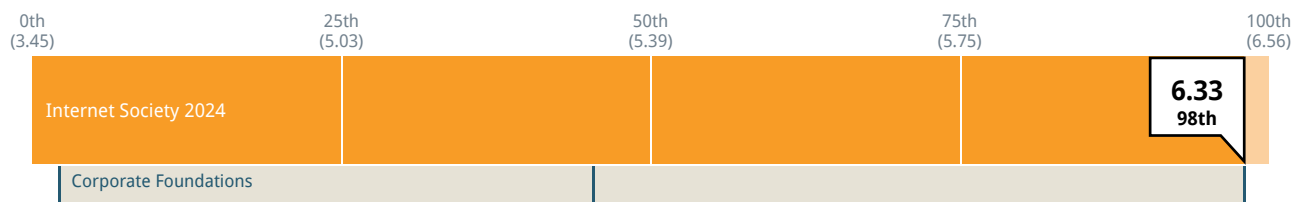
Cohort: None Past results: on

Selection Process

Please note that CEP modified the following question in 2022. The prior question text was: "How helpful was participating in the Foundation's selection process in strengthening the organization/program funded by the grant?" The corresponding anchors were "not at all helpful" and "extremely helpful."

To what extent was the Foundation's selection process a helpful opportunity to strengthen the efforts funded by the grant?

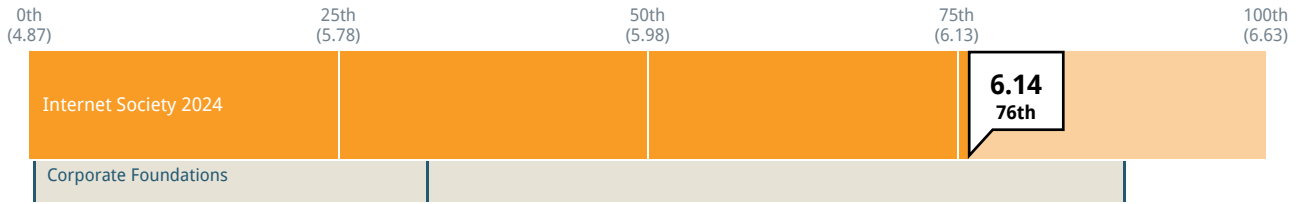
1 = Not at all 7 = To a great extent



Cohort: Corporate Foundations Past results: on Subgroup: None

To what extent was the Foundation's selection process an appropriate level of effort given the amount of funding received?

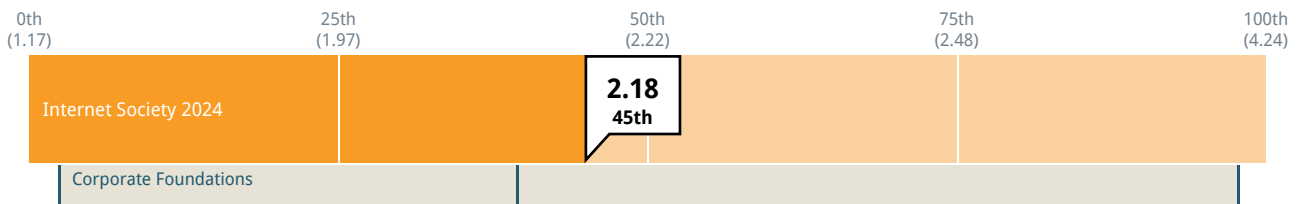
1 = Not at all 7 = To a great extent



Cohort: Corporate Foundations Past results: on Subgroup: None

As you developed your grant proposal, how much pressure did you feel to modify your organization's priorities in order to create a grant proposal that was likely to receive funding?

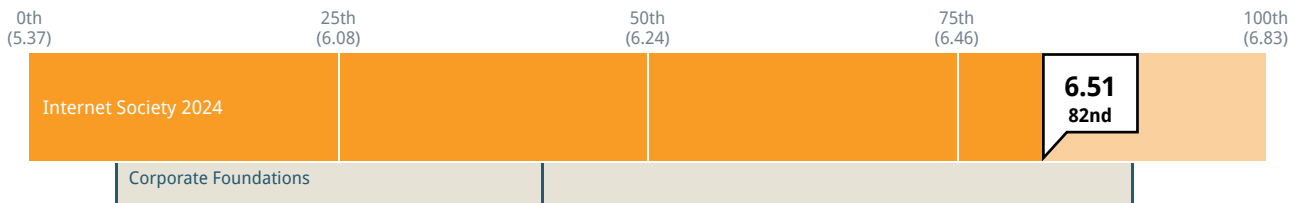
1 = No pressure 7 = Significant pressure



Cohort: Corporate Foundations Past results: on Subgroup: None

To what extent was the Foundation clear and transparent about the selection process requirements and timelines?

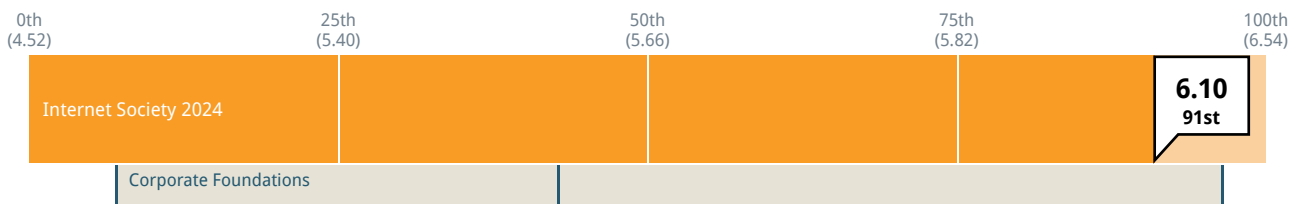
1 = Not at all 7 = To a great extent



Cohort: Corporate Foundations Past results: on Subgroup: None

To what extent was the Foundation clear and transparent about the criteria the Foundation uses to decide whether a proposal would be funded or declined?

1 = Not at all 7 = To a great extent



Cohort: Corporate Foundations Past results: on Subgroup: None

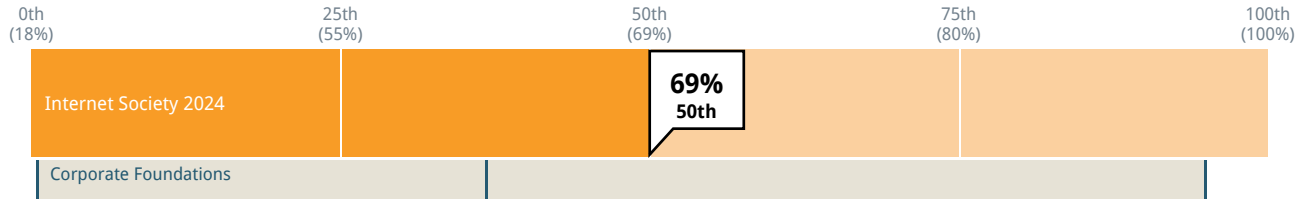
Reporting and Evaluation Process

Definition of Reporting and Evaluation

- "Reporting" - Internet Society's standard oversight, monitoring, and grant reporting.
- "Evaluation" - formal activities *beyond reporting* undertaken by Internet Society to assess or learn about a grant, a program, or Internet Society's efforts.

At any point during the proposal or the grant period, did the Foundation and your organization exchange ideas regarding how your organization would assess the results of the work funded by this grant?

Proportion of grantees responding 'Yes'



Cohort: Corporate Foundations Past results: on Subgroup: None

Participation in Reporting and/or Evaluation Processes

- Participated in a reporting process only
- Participated in an evaluation process only
- Participated in both a reporting and an evaluation process
- Participated in neither a reporting nor an evaluation process



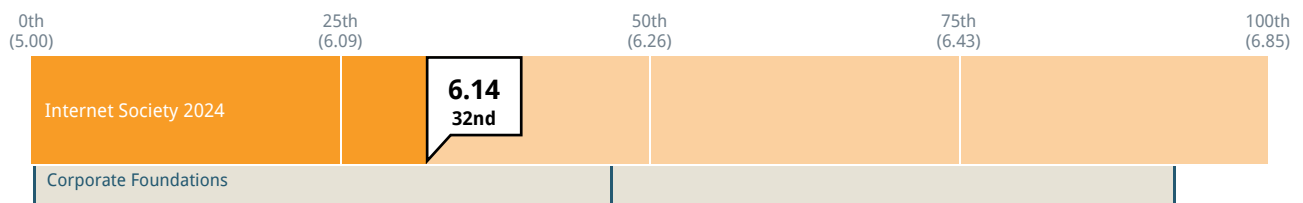
Cohort: Corporate Foundations Past results: on

Reporting Process

The following questions were only asked of grantees that indicated having participated in a reporting process. See the "Reporting and Evaluation Process" page for data on the proportion of grantees participating in this process.

To what extent was the Foundation's reporting process straightforward?

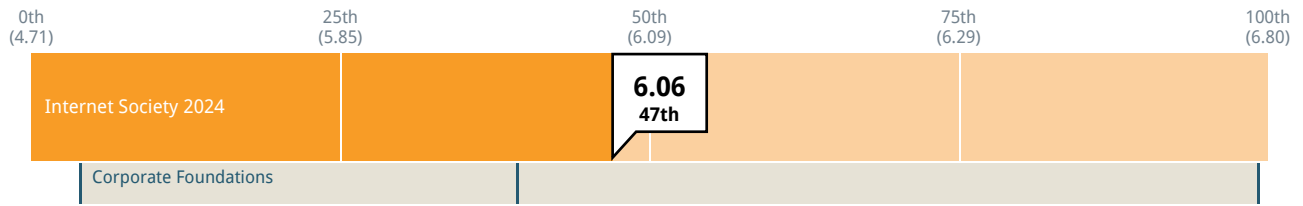
1 = Not at all 7 = To a great extent



Cohort: Corporate Foundations Past results: on Subgroup: None

To what extent was the Foundation's reporting process adaptable, if necessary, to fit your circumstances?

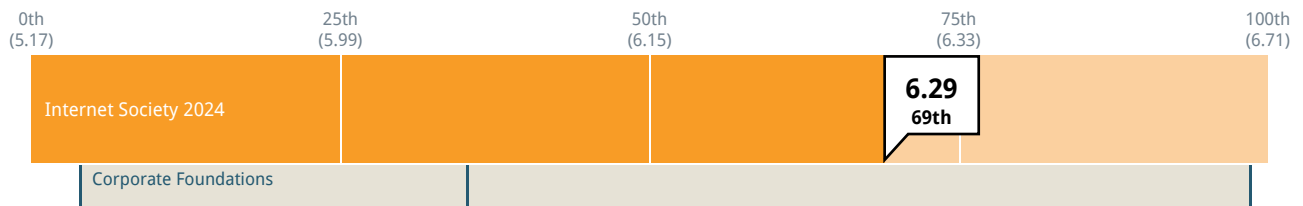
1 = Not at all 7 = To a great extent



Cohort: Corporate Foundations Past results: on Subgroup: None

To what extent was the Foundation's reporting process relevant, with questions and measures pertinent to the work funded by this grant?

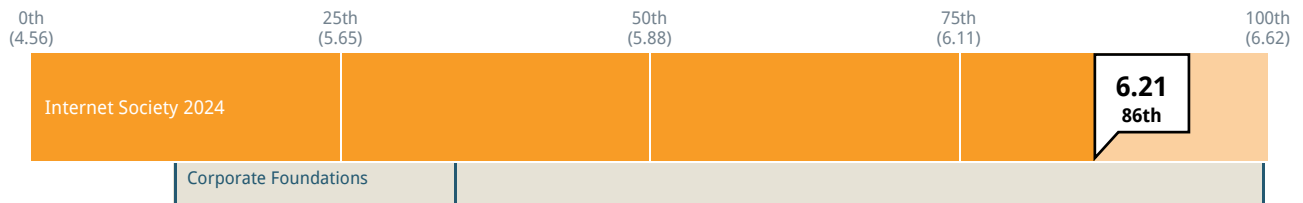
1 = Not at all 7 = To a great extent



Cohort: Corporate Foundations Past results: on Subgroup: None

To what extent was the Foundation's reporting process a helpful opportunity for you to reflect and learn?

1 = Not at all 7 = To a great extent



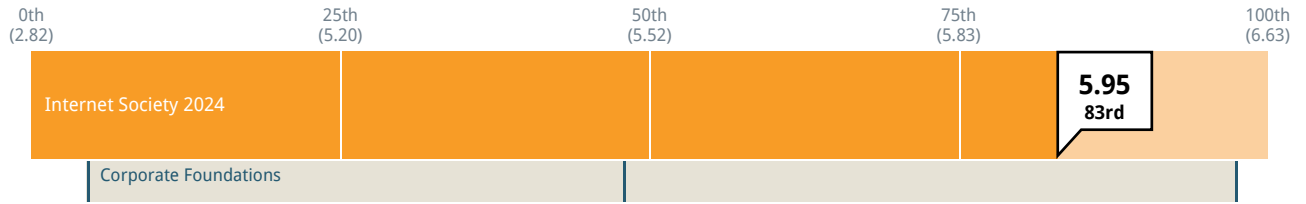
Cohort: Corporate Foundations Past results: on Subgroup: None

Evaluation Process

The following questions were only asked of grantees that indicated having participated in an evaluation process. See the "Reporting and Evaluation Process" page for data on the proportion of grantees participating in this process.

To what extent did the evaluation incorporate input from your organization in the design of the evaluation?

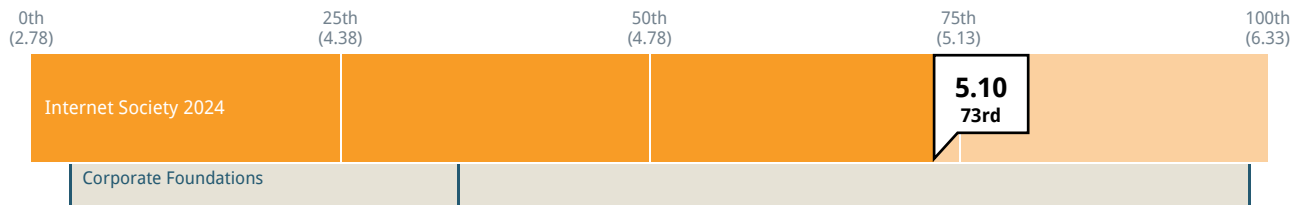
1 = Not at all 7 = To a great extent



Cohort: Corporate Foundations Past results: on Subgroup: None

To what extent did the evaluation result in your organization making changes to the work that was evaluated?

1 = Not at all 7 = To a great extent

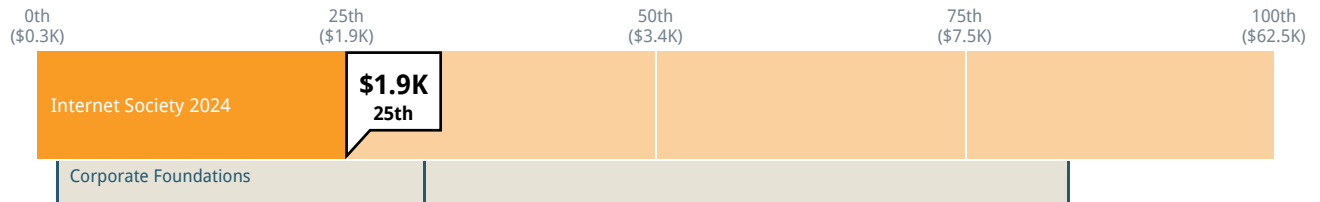


Cohort: Corporate Foundations Past results: on Subgroup: None

Dollar Return and Time Spent on Processes

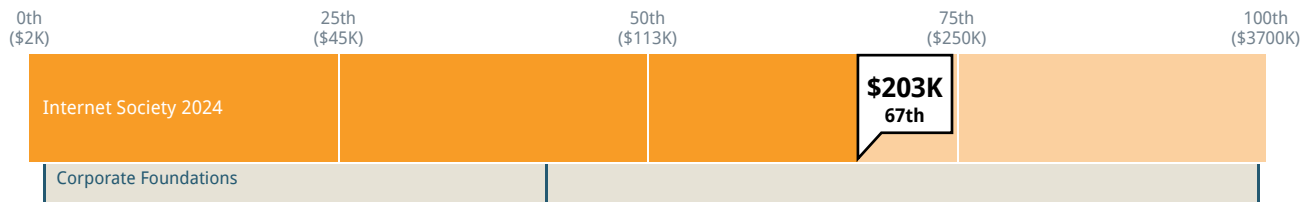
Dollar Return: Median grant dollars awarded per process hour required

Includes total grant dollars awarded and total time necessary to fulfill the requirements over the lifetime of the grant



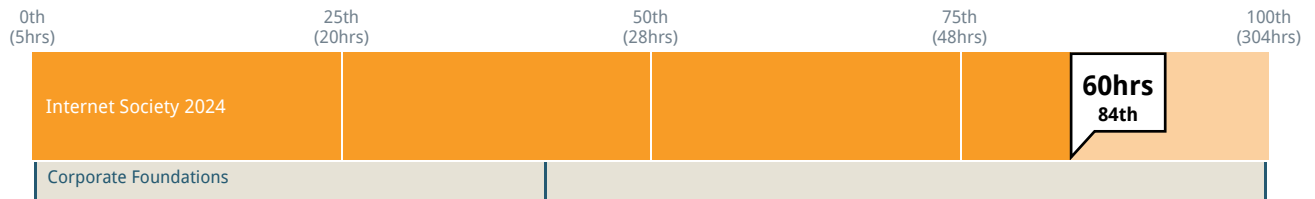
Cohort: Corporate Foundations Past results: on Subgroup: None

Median Grant Size



Cohort: Corporate Foundations Past results: on Subgroup: None

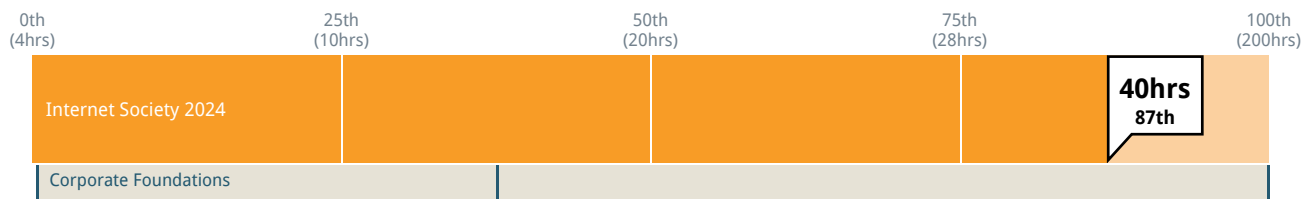
Median hours spent by grantees on funder requirements over grant lifetime



Cohort: Corporate Foundations Past results: on Subgroup: None

Time Spent on Selection Process

Median Hours Spent on Proposal and Selection Process

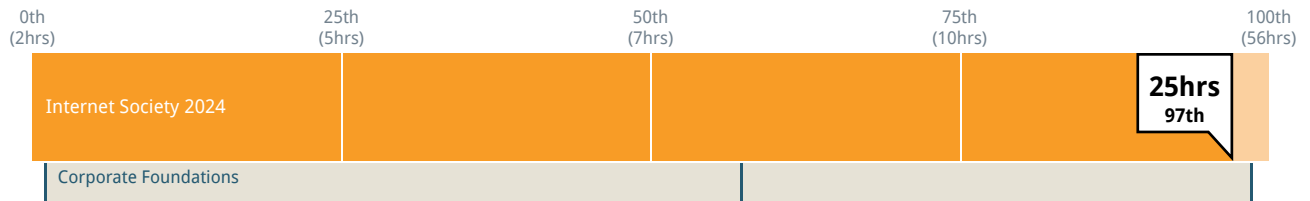


Cohort: Corporate Foundations Past results: on Subgroup: None

Selected Cohort: Corporate Foundations			
Time Spent On Proposal and Selection Process	Internet Society 2024	Average Funder	Corporate Foundations
1 to 9 hours	7%	26%	35%
10 to 19 hours	10%	22%	20%
20 to 29 hours	15%	16%	14%
30 to 39 hours	12%	7%	6%
40 to 49 hours	12%	10%	8%
50 to 99 hours	22%	10%	8%
100 to 199 hours	12%	5%	5%
200+ hours	10%	3%	3%

Time Spent on Reporting and Evaluation Process

Median Hours Spent on Monitoring, Reporting and Evaluation Process Per Year



Cohort: Corporate Foundations Past results: on Subgroup: None

Selected Cohort: Corporate Foundations			
Time Spent On Monitoring, Reporting, And Evaluation Process (Annualized)	Internet Society 2024	Average Funder	Corporate Foundations
1 to 9 hours	29%	57%	58%
10 to 19 hours	18%	19%	18%
20 to 29 hours	3%	9%	8%
30 to 39 hours	6%	3%	4%
40 to 49 hours	3%	3%	2%
50 to 99 hours	21%	4%	5%
100+ hours	21%	4%	5%

Customized Questions

In addition to the core CEP survey, the Internet Society Foundation asked an additional three questions of its grantee partners, these responses can be found in this section.

Did the Foundation prioritize your success during this grant?

Yes No



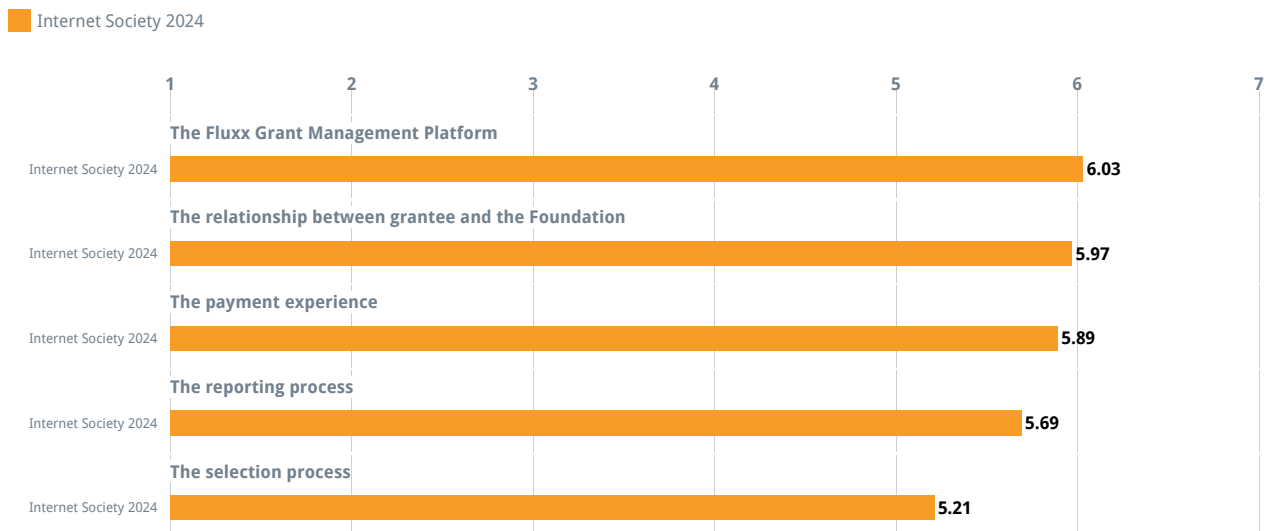
Cohort: None Past results: on

Grant Processes

The following question was asked only of grantees who indicated that this was not their first grant with the Foundation.

To what extent do you agree or disagree that there have been improvements for the following grant processes over your time working with the Foundation.

1 = Strongly disagree 4 = Neither agree nor disagree 7 = Strongly agree



Cohort: None Past results: on

Learning

To what extent did the Foundation prioritize learning from you during this grant?

1 = Not at all 7 = To a great extent

Internet Society 2024



Cohort: None Past results: on

Grantees' Written Comments

In the Foundation's Grantee Perception Report survey, CEP asks three written questions:

1. "Please comment on the quality of the Foundation's processes, interactions, and communications."
2. "Thinking beyond the grant you received, please comment on how the Foundation influences your field, community, or organization."
3. "What specific improvements would you suggest that would make the Foundation a better funder?"

To download the full set of grantee comments and suggestions, please refer to the Attachments in the "Report Overview" section of your report. Please note that some comments may be redacted or removed to protect the confidentiality of respondents.

CEP's Qualitative Analysis

CEP thoroughly reviews each comment submitted and conducts comprehensive qualitative analysis on two of these questions in the GPR.

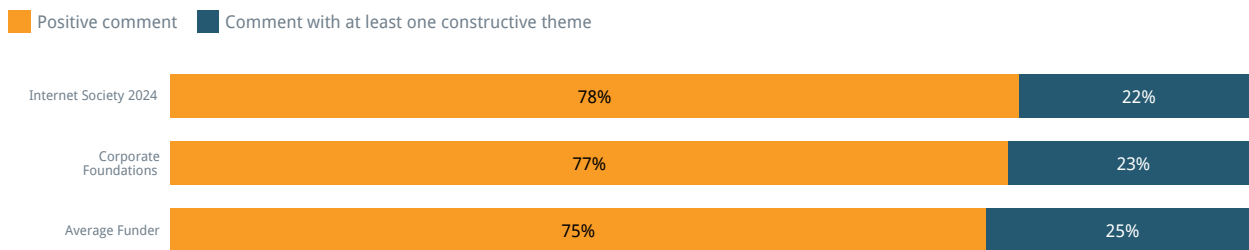
The following pages outline the results of CEP's analyses.

Quality of Processes, Interactions and Communications

Grantees were asked to comment on the quality of the Foundation's processes, interactions, and communications. Their comments were then categorized by the nature of their content, specifically whether the content is positive, neutral or constructive.

For a comment to be categorized as constructive, there must have been at least one constructive topic in its content.

Positivity of Comments about the Quality of the Foundation's Processes, Interactions, and Communications



Cohort: Corporate Foundations Past results: on

Suggestion Topics

Grantees were asked to provide any suggestions for how the Foundation could improve. The 45 grantees that responded to the survey provided 31 constructive suggestions. These suggestions were thematically categorized by CEP and grouped into the topics below.

Proportion of Grantee Suggestions by Topic

Topic of Suggestion	Proportion
Beyond the Grant Assistance	32%
Grantmaking Characteristics	26%
Impact on & Understanding of Grantee Organization	16%
Evaluation & Reporting	13%
ISF Chapters	13%

Suggestions

Grantees were asked to provide any suggestions for how the Foundation could improve. The 45 grantees that responded to the survey provided a total of 31 distinct suggestions. These suggestions were thematically categorized by CEP and grouped into the topics below.

Beyond the Grant Assistance (32% N=10)

- Provide Professional Development and Capacity Building Support (N = 6)
 - "...There is a really strong need for professional development opportunities for nonprofit organizations trying to develop the next generation of nonprofit leaders. Specifically, we've noticed a need to prioritize people management training, especially as we focus on building pathways for internal promotion (and retention of valuable staff)... Given how important people management is to staff experience, organizational equity, and programmatic success, this is something that the Foundation could consider as a form of grantee support and development moving forward."
 - "The Foundation should mentor grantees on other grants so that the call can benefit the communities they are serving. Sometimes grantees miss upcoming calls because maybe their concept was not fitting enough to the interest of the foundation. However, when mentored or invited to webinars, grantees can explicitly understand each call before putting up an application for a given call respectively."
 - "Skills development for our staff members who lead projects within other organizations."
 - "We would also like to organize lectures or trainings, or to receive advice on topics of interest to us as DEI."
 - "Connect grantees with networks of technical experts who can support the project."
 - "Provide practical strategies for sustainability."
- Introductions to Other Funders (N = 3)
 - "Connect your grantees with other donor organizations."
 - "Supporting organizations in finding new donors."
 - "Another important issue is that the Foundation introduces us to other potential funders and invites us to spaces where we can present our work, because the Foundation has contacts and allies of interest to us, and we are sure that we are of interest to other funders."
- Support Collaboration Between ISF Funded Organizations (N = 1)
 - "Expand networking opportunities among other Foundation-funded organizations."

Grantmaking Characteristics (26% N=8)

- Provide More Unrestricted Funding (N = 3)
 - "Being more flexible in how donated funds can be used. This can enable recipient organizations to adapt projects as needed to better address the changing needs of the communities they serve."
 - "These funding opportunities helps community and we hope they will be many including those for capacity building."
 - "Provide unrestricted grant for growing organisation."
- Expand Geographic Focus (N = 2)
 - "Focusing on harder-to-reach, underserved communities in Africa."
 - "Wider coverage of project operations..."
- Broadening Funding Guidelines and Requirements (N = 1)
 - "I would propose that having received donations through fiscal sponsorship in the past should not be considered an obstacle to being able to access such support again."
- Extend the Duration of Grants Available (N = 1)
 - "Longer term funding of the specific project to deepen impact and sustainability after project duration period as supposed to limited or short term funding. For example instead of 2 years funding, it should be extended to 5 years consistent funding for a specific project."
- Increase Grant Amounts (N = 1)
 - "Increase the amount."

Impact on & Understanding of Grantee Organization (16% N=5)

- Engage with Grantees More & Understand their Goals (N = 4)
 - "We would like the Foundation to better understand our short, medium and long-term priorities, in order to define how we can continue working in an joint manner, beyond the donation."
 - "There should be more engagements with the funded organisation."
 - "Promote the relationship with the organization more, have various people from different countries for more effective relations."
 - "Have interactive sessions to discuss the objectives and needs of both the Chapter and the Foundation."
- Modify Site Visit Procedures (N = 1)
 - "ISOCF could include information about donor visits in the calls for projects and inform in advance that corresponding expenses should be included in the planning and budget. Even if ISOCF covers its own expenses, visits in many cases may require presence of project staff. It's also important to include this in the calendar of activities."

Evaluation & Reporting (13% N=4)

- Greater Clarity on Requirements for Funding (N = 2)

- "One to one assessment with each entity."
- "Clearer grant recipient requirements."
- Modify Assessment Procedures (N = 1)
 - "When working with and in areas where local conflict is a major issue, other forms of local assessment should be considered for learning and due diligence purposes."
- Provide Greater Feedback When Denying Applications (N = 1)
 - "It is important for the Foundation to provide feedback on why proposals were not successful when applying for funding. The Foundation does not give any feedback, and it is frustrating because you don't know where you need to improve to have a successful application."

ISF Chapters (13% N=4)

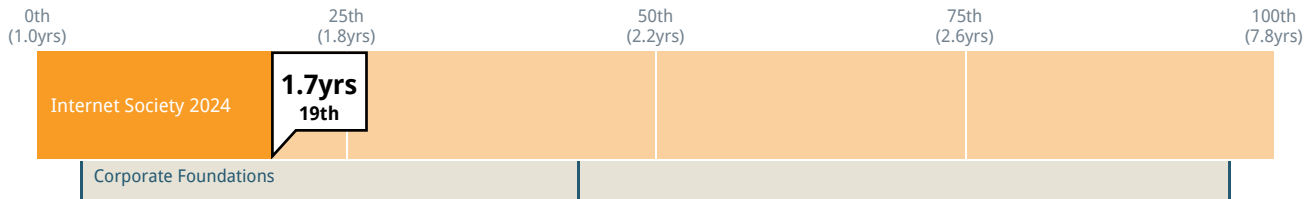
- More Support for ISF Chapters (N = 4)
 - "...Chapters are, by their very essence, extremely well aligned to the ISOC mission and should thus get more priority from the Foundation's programs. The Beyond the Net program, which is the only program directed towards Chapters, imposes a limit of one "large grant" for each Chapter at any given time, with a value cap of US \$50K. The Foundation created many programs that can be accessed by any not-for-profit organizations and that offer larger grants (up to US \$250K, for instance). Large organizations... are much better placed to apply for those Foundation's programs than ISOC Chapters. In its DEI efforts, the Foundation should improve chances for Chapters, which are typically smaller organizations, to get more and larger funds."
 - "I suggest that the Foundation remains a supporting organisation of the work of the Internet Society and put more emphasis on supporting chapters to implement activities that are aligned with the vision and mission of the Internet Society. If the Foundation is serving its purpose of existence, it must focus on chapters than other independent organisations that join to collect money to implement their agenda. Some of these organisations are putting pressure to chapters and are hindering chapters growth cause they seem to conduct similar work and are financially well positioned."
 - "It would be useful to have some call for joint projects for two or more chapters."
 - "If they [ISF] choose to work through their local chapters, they should strengthen their capacity to manage grants."

Contextual Data

Please note that all information below is based on self-reported data from grantees.

Grantmaking Characteristics

Average Grant Length



Cohort: Corporate Foundations Past results: on Subgroup: None

Selected Cohort: Corporate Foundations			
Length of Grant Awarded	Internet Society 2024	Median Funder	Corporate Foundations
Average grant length	1.7 years	2.2 years	2.1 years

Selected Cohort: Corporate Foundations			
Length of Grant Awarded	Internet Society 2024	Average Funder	Corporate Foundations
0 - 1.99 years	58%	47%	52%
2 - 2.99 years	38%	22%	19%
3 - 3.99 years	0%	19%	18%
4 - 4.99 years	2%	3%	4%
5 - 50 years	2%	8%	7%

Selected Cohort: Corporate Foundations			
Proportion of Unrestricted Funding	Internet Society 2024	Average Funder	Corporate Foundations
No, this funding was not restricted to a specific use (e.g., general operating, core support)	0%	29%	26%
Yes, this funding was restricted to a specific use (e.g., supported a specific program, project, capital need, etc.)	100%	71%	74%

Grant Size

Selected Cohort: Corporate Foundations			
Grant Amount Awarded	Internet Society 2024	Median Funder	Corporate Foundations
Median grant size	\$203K	\$113K	\$95.8K

Selected Cohort: Corporate Foundations			
Grant Amount Awarded	Internet Society 2024	Average Funder	Corporate Foundations
Less than \$10K	7%	8%	17%
\$10K - \$24K	11%	11%	14%
\$25K - \$49K	18%	12%	10%
\$50K - \$99K	2%	14%	13%
\$100K - \$149K	2%	10%	8%
\$150K - \$299K	42%	17%	15%
\$300K - \$499K	13%	10%	8%
\$500K - \$999K	4%	9%	7%
\$1MM and above	0%	10%	8%

Selected Cohort: Corporate Foundations			
Median Percent of Budget Funded by Grant (Annualized)	Internet Society 2024	Median Funder	Corporate Foundations
Size of grant relative to size of grantee budget	16%	4%	3%

Grantee Characteristics

Please note that all information below is based on self-reported data from grantees.

Selected Cohort: Corporate Foundations			
Operating Budget of Grantee Organization	Internet Society 2024	Median Funder	Corporate Foundations
Median Budget	\$0.5M	\$1.7M	\$2M

Selected Cohort: Corporate Foundations			
Operating Budget of Grantee Organization	Internet Society 2024	Average Funder	Corporate Foundations
<\$100K	26%	8%	10%
\$100K - \$499K	24%	18%	17%
\$500K - \$999K	5%	13%	12%
\$1MM - \$4.9MM	21%	30%	32%
\$5MM - \$24MM	19%	19%	20%
>=\$25MM	5%	12%	10%

Funding Relationship

Selected Cohort: Corporate Foundations			
Funding Status	Internet Society 2024	Median Funder	Corporate Foundations
Percent of grantees currently receiving funding from the Foundation	82%	82%	83%

Selected Cohort: Corporate Foundations			
Pattern of Grantees' Funding Relationship with the Foundation	Internet Society 2024	Average Funder	Corporate Foundations
First grant received from the Foundation	43%	29%	28%
Consistent funding in the past	41%	53%	58%
Inconsistent funding in the past	16%	18%	14%

Funder Characteristics

Please note that all information below is based on self-reported data from Internet Society Foundation.

Selected Cohort: Corporate Foundations			
Financial Information	Internet Society 2024	Median Funder	Corporate Foundations
Total assets	\$123.4M	\$304.6M	\$44.9M
Total giving	\$24M	\$20.3M	\$20.9M

Selected Cohort: Corporate Foundations			
Funder Staffing	Internet Society 2024	Median Funder	Corporate Foundations
Total staff (FTEs)	20	18	7
Percent of staff who are program staff	100%	44%	62%

Selected Cohort: Corporate Foundations			
Grantmaking Processes	Internet Society 2024	Median Funder	Corporate Foundations
Proportion of grants that are invitation-only	0%	52%	35%
Proportion of grantmaking dollars that are invitation-only	0%	71%	74%

Methodology, Analysis, and Respondent Demographics

Survey	Survey Fielded	Survey Population	Number of Responses Received	Survey Response Rate
Internet Society 2024	February and March 2024	70	45	64%

Survey Year	Year of Active Grants
Internet Society Foundation 2024	March 2022 - November 2023

Standard Comparative Cohorts

CEP included 18 standard cohorts to allow for comparisons to a variety of different types of funders.

Foundation Type Cohorts

Cohort Name	Count	Description
Private Foundations	181	All private foundations in the GPR dataset
Family Foundations	93	All family foundations in the GPR dataset
Community Foundations	41	All community foundations in the GPR dataset
Health Conversion Foundations	31	All health conversion foundations in the GPR dataset
Corporate Foundations	26	All corporate foundations in the GPR dataset

Strategy Cohorts

Cohort Name	Count	Description
Small Grant Providers	34	Funders with median grant size of \$20K or less
Large Grant Providers	126	Funders with median grant size of \$200K or more
High Touch Funders	33	Funders for which a majority of grantees report having contact with their primary contact monthly or more often
Proactive Grantmakers	121	Funders that make at least 90% of grants by invitation only
Responsive Grantmakers	110	Funders that make at most 10% of grants by invitation only
Intermediary Funders	25	Funders that primarily regrant philanthropic dollars
International Funders	62	Funders that fund outside of their own country

Annual Giving Cohorts

Cohort Name	Count	Description
Funders Giving Less Than \$5 Million	57	Funders with annual giving of less than \$5 million
Funders Giving \$50 Million or More	96	Funders with annual giving of \$50 million or more

Other Cohorts

Cohort Name	Count	Description
Funders Outside the United States	45	Funders that are primarily based outside the United States
Recently Established Foundations	63	Funders that were established in 2000 or later

Funders Surveyed During COVID-19	159	Funders who surveyed grantees during COVID-19 (2020 - 2022)
European Funders	27	Funders that are headquartered in Europe

Respondent Demographics

Note: Demographic questions related to grantees' POC and racial/ethnic identity are only asked of respondents in the United States.

Survey language and response options for questions about race and ethnicity are guided by best practices shared by [National Institutes of Health](#), [Pew Research Center](#), [Psi Chi Journal of Psychological Research](#), and the [US Census Bureau](#).

Survey language and response options for questions about gender and LGBTQ+ identity are guided by best practices shared by [Funders For LGBTQ Issues](#), [HRC Foundation's Welcoming Schools](#), and the [Williams Institute of the University of California – Los Angeles School of Law](#).

Survey respondents are asked to share their gender identities in a check-all-that-apply question. Each chart has the option of showing the average ratings of respondents who selected only "man," only "woman," multiple gender identities, "gender non-conforming or non-binary," "prefer to self-identify," and "prefer not to say" - as long as that response option had at least eight respondents.

All answers on demographic identity are optional. International survey respondents were asked to opt-in to responding to questions on gender, disability, and transgender identity.

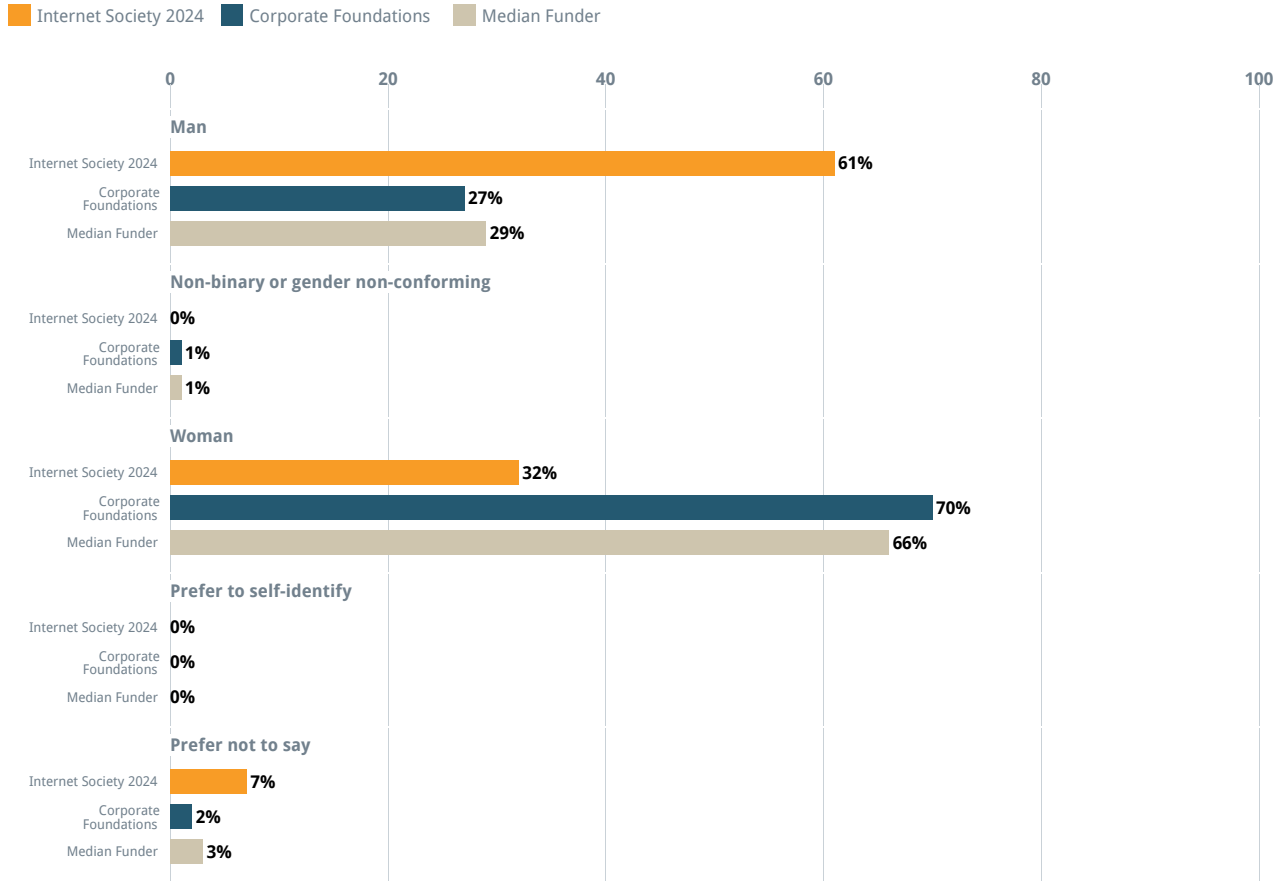
Differences in Ratings by Respondent Demographics

It is CEP's standard practice to analyze responses for differences by the following demographic characteristics; Respondent Gender, Person of Color Identity, Transgender Identity, LGBTQ+ Identity, and Disability Identity. There are too few respondents to analyze and subgroup results by Person of Color Identity, Respondents' Intersectional Identities (US Only), Transgender Identity, LGBTQ+ Identity, and Disability Identity.

Respondent Gender

- There are no consistent, statistically significant differences when segmenting responses by respondent gender.

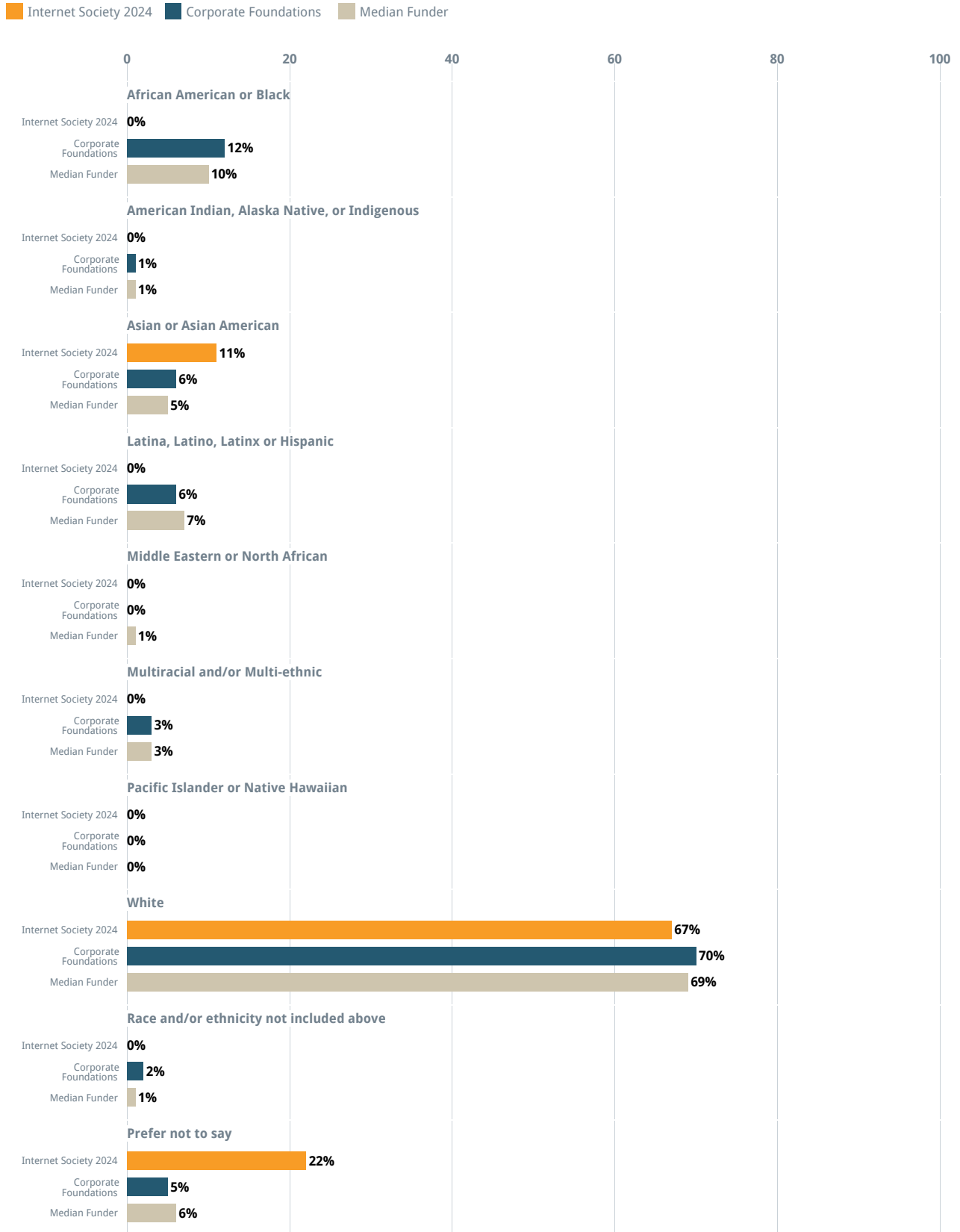
Please select the option that represents how you describe yourself:



Cohort: Corporate Foundations Past results: on

Selected Cohort: Corporate Foundations			
Are you transgender?	Internet Society 2024	Average Funder	Corporate Foundations
Yes	0%	1%	0%
No	95%	96%	97%
Prefer not to say	5%	4%	3%

How would you describe your race and/or ethnicity?



Cohort: Corporate Foundations Past results: on

Selected Cohort: Corporate Foundations			
Do you identify as a person of color?	Internet Society 2024	Average Funder	Corporate Foundations
Yes	0%	25%	24%
No	78%	69%	70%
Prefer not to say	22%	6%	5%

Selected Cohort: Corporate Foundations			
Do you have a disability?	Internet Society 2024	Average Funder	Corporate Foundations
Yes	7%	6%	7%
No	78%	89%	89%
Prefer not to say	15%	5%	4%

Selected Cohort: Corporate Foundations			
Do you identify as a member of the LGBTQ+ (Lesbian, Gay, Bisexual, Transgender, and Queer) community?	Internet Society 2024	Average Funder	Corporate Foundations
Yes	7%	11%	10%
No	85%	84%	85%
Prefer not to say	7%	5%	5%

Respondent Job Title

Selected Cohort: Corporate Foundations			
Job Title of Respondents	Internet Society 2024	Average Funder	Corporate Foundations
Executive Director/CEO	38%	47%	39%
Other Senior Team (i.e., reporting to Executive Director/CEO)	22%	19%	20%
Project Director	22%	11%	12%
Development Staff	7%	16%	23%
Volunteer	7%	1%	1%
Other	4%	5%	5%

Additional Survey Information

Grantees may decide not to answer any question in the grantee survey. On many questions in the survey, grantees are allowed to select “don’t know” or “not applicable” if they are not able to provide an alternative answer. In addition, some questions in the survey are only displayed to a select group of grantees for which that question is relevant based on a previous response.

As a result, there are some measures where only a subset of responses is included in the reported results. The table below shows the number of responses included in each of the survey measures. The total number of respondents to Internet Society’s grantee survey was 45.

Question Text	Number of Responses
Overall, how would you rate the Foundation's impact on your organization?	44
Overall, how would you rate the Foundation's impact on your local community?	42
Overall, how would you rate the Foundation's impact on your field?	44
To what extent has the Foundation advanced the state of knowledge in your field?	45
To what extent has the Foundation affected public policy in your field?	40
How well does the Foundation understand your organization's strategy and goals?	42
How aware is the Foundation of the challenges that your organization is facing?	45
How well does the Foundation understand the social, cultural, or socioeconomic factors that affect your work?	42
How well does the Foundation understand the field in which you work?	45
Please indicate any types of assistance beyond the grant that were a component of what you received from the Foundation.	44
Please rate the extent to which you agree with the following statements about the assistance beyond the grant you received from the Foundation:	
The assistance beyond the grant I received met an important need for my organization and/or program	29
The assistance beyond the grant I received strengthened my organization and/or program	29
The Foundation's assistance beyond the grant was a worthwhile use of the time required of us	29
I felt the Foundation would be open to feedback about the assistance beyond the grant it provided	29
How well does the Foundation understand the needs of the people and communities that you serve?	41
Are the efforts funded by this grant primarily meant to benefit historically disadvantaged groups?	45
Specifically, are any of the following the primary intended people and/or communities served by the efforts funded by this grant?	5
Specifically, are any of the following the primary intended people and/or communities served by the efforts funded by this grant?	26

Question Text	Number of Responses
To what extent do you agree or disagree that the Foundation has clearly communicated what diversity, equity, and inclusion means for its work?	42
To what extent do you agree or disagree that the Foundation demonstrates an explicit commitment to diversity, equity, and inclusion in its work?	44
How comfortable do you feel approaching the Foundation if a problem arises?	45
Overall, how responsive was the Foundation staff?	45
To what extent did the Foundation exhibit trust in your organization's staff during this grant?	45
To what extent did the Foundation exhibit candor about the Foundation's perspectives on your work during this grant?	45
To what extent did the Foundation exhibit compassion for those affected by your work during this grant?	45
To what extent is the Foundation open to ideas from grantees about its strategy?	45
How often do/did you have contact with your Program Officer, Grant Specialist, or Grant Manager during this grant?	45
Has your main contact at the Foundation changed in the past six months?	45
At any point during this grant, including the selection process, did Foundation staff conduct a site visit?	45
How clearly has the Foundation communicated its goals and strategy to you?	45
How consistent was the information provided by different communication resources, both personal and written, that you used to learn about the Foundation?	45
Overall, how transparent is the Foundation with your organization?	45
How well do you understand the way in which the work funded by this grant fits into the Foundation's broader efforts?	45
Did you submit a proposal to the Foundation for this grant?	44
Did you have contact with a Foundation staff member via phone, email, or in-person/video before you applied?	42
To what extent was the Foundation's selection process a helpful opportunity to strengthen the efforts funded by the grant?	39
To what extent was the Foundation's selection process an appropriate level of effort given the amount of funding received?	42
As you developed your grant proposal, how much pressure did you feel to modify your organization's priorities in order to create a grant proposal that was likely to receive funding?	44
To what extent was the Foundation clear and transparent about the selection process requirements and timelines?	45
To what extent was the Foundation clear and transparent about the criteria the Foundation uses to decide whether a proposal would be funded or declined?	42
At any point during the proposal or the grant period, did the Foundation and your organization exchange ideas regarding how your organization would assess the results of the work funded by this grant?	42
Have you participated in a reporting or evaluation process?	44
To what extent was the Foundation's reporting process straightforward?	35
To what extent was the Foundation's reporting process adaptable, if necessary, to fit your circumstances?	33
To what extent was the Foundation's reporting process relevant, with questions and measures pertinent to the work funded by this grant?	35
To what extent was the Foundation's reporting process a helpful opportunity for you to reflect and learn?	34
To what extent did the evaluation incorporate your input in the design of the evaluation?	19
To what extent did the evaluation result in you making changes to the work that was evaluated?	20
Total funding committed for this grant	45
Total number of years of approved funding for this grant	45
Was the funding you received restricted to a specific use?	45
What is the approximate annual operating budget of your organization?	42
Are you currently receiving funding from the Foundation?	45
Which of the following best describes the pattern of your organization's funding relationship with the Foundation?	44
Custom Questions	
Did the Foundation prioritize your success during this grant?	45
To what extent do you agree or disagree that there have been improvements for the following grant processes over your time working with the Foundation: The Fluxx Grant Management Platform	36

Question Text	Number of Responses
To what extent do you agree or disagree that there have been improvements for the following grant processes over your time working with the Foundation: The selection process	34
To what extent do you agree or disagree that there have been improvements for the following grant processes over your time working with the Foundation: The relationship between grantee and the Foundation	37
To what extent do you agree or disagree that there have been improvements for the following grant processes over your time working with the Foundation: The reporting process	35
To what extent do you agree or disagree that there have been improvements for the following grant processes over your time working with the Foundation: The payment experience	38
To what extent did the Foundation prioritize learning from you during this grant?	38

About CEP and Contact Information

The Center for Effective Philanthropy's mission is to provide data, feedback, programs, and insights to help individual and institutional donors improve their effectiveness. We do this work because we believe effective donors, working collaboratively and thoughtfully, can profoundly contribute to creating a better and more just world.

CEP pursues this mission through several core activities:

Assessment and Advisory Services: Our [assessments](#) provide actionable insights on funders' work with and influence on key stakeholders through comparative benchmarking. Our assessments include the Grantee and Declined Applicant Perception Reports (GPR/APR), Donor Perception Report (DPR) for community foundations, and Staff Perception Report (SPR) for foundation staff. Our customized [advisory projects](#) offer data-driven services to help funders answer pressing questions about their work.

CEP Learning Institute: The [CEP Learning Institute](#) draws on CEP's rigorous research and decades of experience advising foundations to offer learning cohorts, trainings, and custom workshops for individuals and groups looking to improve philanthropic practice.

Programming and External Relations: CEP works to promote philanthropic effectiveness through resources such as our [website](#), [blog](#), [podcast](#), [newsletter](#), speaking engagements, social media, free webinars, and biennial national conferences.

Research: CEP's research provides data-based insights about effective foundation practices and trends in the philanthropic sector. All of CEP's research reports can be downloaded for free at our online [resource library](#).

YouthTruth: The [YouthTruth](#) initiative partners with schools, districts, states, educational organizations, and education funders to enhance learning for all young people through validated survey instruments for students, families, and staff, as well as tailored advisory services.

Contact Information

Della Menhaj
Manager and Data Systems Lead, Assessment and Advisory Services
dellam@cep.org

Madison Williams
Analyst, Assessment and Advisory Services
madisonw@cep.org